

SHIKI



— EST 1967 —

FACINGS

OF AMERICA

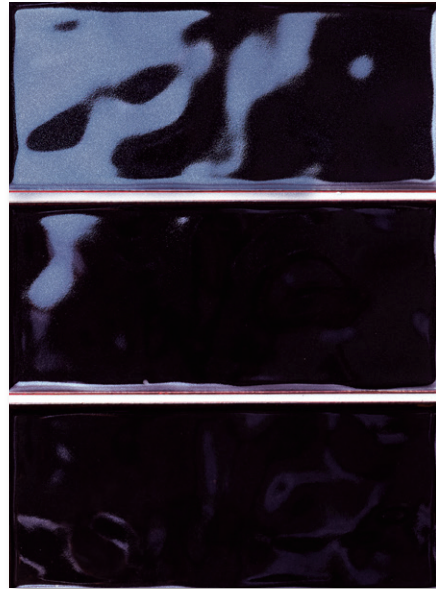
Shiki

4" x 9"


4 pcs. = 1 sq.ft. / 40 pcs. = 10 sq.ft. per box



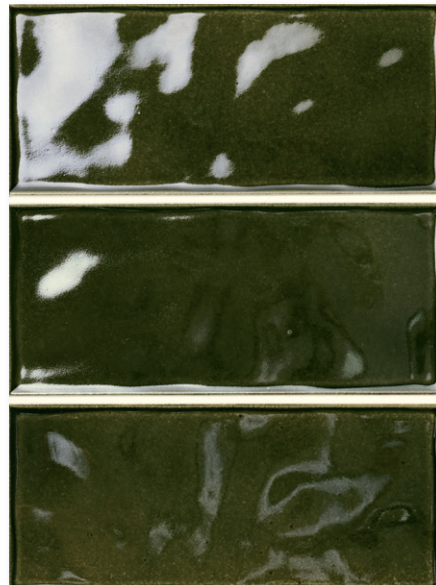
SH-1
Birch



SH-2
Lacquer



SH-3
Mahogany



SH-4
Juniper

Note Due to the handmade nature of this product, there is a wide shade variation in the glazing and texture from piece to piece.
Recommended grout joint 3/16" or greater.
Minimum order quantity is one box. Full box quantities only.
General lead time for Custom Order is approximately 45 to 90 days.




SHIKI

4" x 9"

Everything about Shiki is ultra-luxe, from the rich, velvety colors to the refined undulating surface profile.

Minimum order quantity is one box. | Full box quantities only.
General lead time is approx. 45 to 90 days.



RECOMMENDED AREAS OF USE

With regard to the durability of the bisque and glaze, this material is suitable for:

- Fireplace surround and firebox
- All interior wall applications - residential and commercial
- All exterior wall applications - residential and commercial including building facades, swimming pools, fountains, outdoor kitchens and regions that experience extreme weather conditions, subject to the method of installation

INSTALLATION METHOD

- Please refer to the TCNA handbook for installation method: <http://www.tcnatile.com/>
- Always inspect material prior to installation, for color, shade, size, mounting and any other deciding factors as installed material cannot be accepted for return or credit. Use signifies acceptance.
- Recommended Grout Joint: Minimum 3/16"
- Material can be cleaned with any mild nonabrasive household cleaning product due to the chemical resistant nature of the glaze.

TECHNICAL DATA

- Japanese Porcelain – fired at approx. 2300° Fahrenheit
- Chemical Resistant
- VOC Free
- Frost Proof – *subject to method of installation*
- Water absorbency
 - Bisque less than 1%
 - Glazed surface 0%
- TCNA – MOH's Scale Rating 7
- TCNA – DCOF: Does not meet a 0.42 rating
- Loose pieces: 4 pieces = 1 sq. ft. / 40 pieces = 10 sq. ft. per box
- Weight: 3.90 lbs. per 4 pieces / 39.6 lbs. per box
- Thickness: 3/8"
- Pre-consumer recycled content – 25%

Variations of shade are inherent characteristics of all kiln fired products. To ensure satisfaction, please visually inspect all merchandise prior to installation, as use signifies acceptance.

We will endeavor to resolve any issues that may arise with material purchased prior to installation.