



**ME
TALL
ICA**

— EST 1967 —

FACINGS

—

OF AMERICA



METALLICA

Metallica è la nuova, eclettica proposta: una collezione di grandi lastre e brick che ripropone l'audacia cangiante del metallo. L'iridescenza della calamina conferisce matericità alla superficie, plasmando la luce e reinterpretando la mutevolezza cromatica della lamiera. L'effetto metallico, declinato in quattro colorazioni, viene decodificato in giochi di luce e riflessi sofisticati, che ben si adattano alla definizione di spazi moderni e alle costruzioni d'avanguardia. Il metallo si spoglia della freddezza che lo relega ad elemento industriale per calarsi nell'eclettismo dello spazio da vivere, interpretandolo attraverso alonature cangianti, riflessi opalescenti e sofisticate cromie, dal nero al lavagna, fino all'acciaio e al bianco. L'eclettismo della collezione trova la massima espressione con MetalBrick, il formato 6x24 ispirato alle tecniche raku, progettato per creare abbinamenti di grande impatto, esaltando le caratteristiche metalliche della collezione e amplificandone i riflessi iridescenti.

Il Brick è disponibile in cinque colorazioni differenti - White, Grey, Blue, Green e Black - in palette con le nuance delle grandi lastre Metallica.

Metallica is the new, eclectic collection: an assortment of large slabs and bricks with all the iridescent daring of metal. The iridescence of mill scale gives the surface a tactile appeal, shaping the light to convey the ever-changing colour effect of the metal sheet. The metallic effect, in four colours, generates interplays of light and exquisite reflected glints, ideal for defining modern interiors and for avant-garde architectural projects. Metal sheds the chilly image that once restricted it to the industrial mood to enter the eclectic world of living-spaces, designing their character with the aid of iridescent streaks, opalescent gleams and sophisticated colours, from black to slate grey, steel and white. The collection's eclecticism reaches its peak with MetalBrick, the 6x24 size tile inspired by the Raku technique, designed for use in high-impact combinations, and amplifying the collection's metallic characteristics and iridescent gleams. The Brick is available in five different colours - White, Grey, Blue, Green and Black - which match the shades of the Metallica large slabs.

colori

colours - couleurs - farben - colores - цвета

METALLICA



METALBRICK



METALRIDDLE



**CO
LO
RI**

CALAMINE



Calamine
120x278 - 47^{1/4}"x109^{7/16}"

Metalbrick Green Lux
6x24 - 23^{1/8}"x9^{7/16}"



Calamine
120x278 - 47^{1/4}"x109^{7/16}"

Metalbrick Green Lux
6x24 - 2^{3/8}"x9^{7/16}"



Calamine
60x120 - 23^{5/8}" x 47^{1/4}"

Metalriddle Calamine
60x120 - 23^{5/8}" x 47^{1/4}"



Metalriddle Calamine
60x120 - 23^{5/8}"x47^{1/4}"

Calamine
60x120 - 23^{5/8}"x47^{1/4}"

STE ELWH ITE

Calamine
120x278 - 47^{1/4}"x109^{7/16}"

White
120x278 - 47^{1/4}"x109^{7/16}"

Metalbrick Blue Lux
6x24 - 2^{3/8}"x9^{7/16}"



Metalbrick Grey Lux
6x24 - 2³/₈" x 9⁷/₁₆"

Steel White
60x120 - 23⁵/₈" x 47¹/₄"



Metalbrick White Lux
6x24 - 2³/₁₆" x 9⁷/₁₆"



Steel
120x278 - 47¹/₄" x 109⁷/₁₆"



Steel
60x120 - 23^{5/8}" x 47^{1/4}"

Steel
30x60 - 11^{13/16}" x 23^{5/8}"

Metalriddle Steel
30x60 - 11^{13/16}" x 23^{5/8}"

Metalbrick Black Lux
6x24 - 2^{3/8}" x 9^{7/16}"



Metalriddle Steel
30x60 - 11¹³/₁₆" x 2³/₈"



Steel R10
60x120 - 23⁵/₈" x 47¹/₄"

DA RK



Dark
60x120 - 23^{5/8}" x 47^{1/4}"

Metalbrick Grey Lux
6x24 - 2^{3/8}" x 9^{7/16}"



Dark
60x120 - 23^{5/8}"x47^{1/4}"




Dark
120x278 - 47^{1/4}"x109^{7/16}"

Metalbrick Black Lux
6x24 - 2^{3/8}"x9^{7/16}"

Paglia - Statale9
20x120 - 7^{7/8}"x47^{1/4}"

METAL BRICK



Metalbrick
White Lux - Black Lux
6x24 - 2³/₈" x 9⁷/₁₆"

Dark
60x120 - 23⁵/₈" x 47¹/₄"






Dark
120x278 - 47^{1/4}" x 109^{7/16}"


Steel
120x278 - 47^{1/4}" x 109^{7/16}"

Metalbrick
Black Lux - Blue Lux
Green Lux - Grey Lux
6x24 - 2^{3/8}" x 9^{7/16}"



Metalbrick
Black Lux - Blue Lux
Green Lux - Grey Lux
6x24 - 2³/₈" x 9⁷/₁₆"

INCONTRI DI SUPERFICI



COLORI/FORMATI


COLOURS / SIZES - COULEURS / FORMATS - FARBEN / FORMATE - COLORES / TAMAÑOS - ЦВЕТА / ФОРМАТЫ

Steel White

Steel

Calamine

Dark



120x278 - 47^{1/4}"x109^{7/16}"
 EJ9N Steel White Nat. Rett. ● T99
 EJ9Q Calamine Nat. Rett. ● T99
 EJ9R Dark Nat. Rett. ● T99
 5 patterns



60x120 - 23^{5/8}"x47^{1/4}"
 EJ9T Steel White Nat. Rett. ● T31
 EJ9U Steel Nat. Rett. ● T31
 EJ9V Calamine Nat. Rett. ● T31
 EJ9W Dark Nat. Rett. ● T31
 Up to 23 patterns



30x60 - 11^{3/16}"x23^{5/8}"
 EJ9Y Steel White Nat. Rett. ● T14
 EJ9Z Steel Nat. Rett. ● T14
 EJA0 Calamine Nat. Rett. ● T14
 EJA1 Dark Nat. Rett. ● T14
 Up to 92 patterns

Si consiglia la posa con fuga 2 mm. - Laying with a 2 mm-joint is recommended. - Pose recommandée avec joints de 2 mm.
 Es wird eine Fugenbreite von 2 mm empfohlen. - Se recomienda la colocación con juntas de 2 mm. - Рекоменгується укладка с швом 2 мм.

METALBRICK

Brick Lux 6x24

2^{3/8}"x9^{7/16}"




EJA3 White Lux ● T29
91 patterns




EJA4 Grey Lux ● T29
85 patterns



EJA6 Blue Lux ● T29
83 patterns



EJA5 Green Lux ● T29
85 patterns



EJA7 Black Lux ● T29
88 patterns

DECORO


DECORS - DECORS - DEKORE - DECORADOS - ДЕКОРЫ

Metalriddle


60x120 - 23^{5/8}"x47^{1/4}" | 30x60 - 11^{13/16}"x23^{5/8}"



EJD7 Steel White Nat. Rett. ● T37
23 patterns



EJNZ Steel White Nat. Rett. ● T17
92 patterns




EJD8 Steel Nat. Rett. ● T37
23 patterns



EJPO Steel Nat. Rett. ● T17
92 patterns




EJD9 Colamine Nat. Rett. ● T37
23 patterns



EJPI Colamine Nat. Rett. ● T17
92 patterns




EJDA Dark Nat. Rett. ● T37
23 patterns




EJP2 Dark Nat. Rett. ● T17
92 patterns

Mosaico 5X5 *


30x30 - 11^{13/16}"x11^{13/16}"
Tessere 4,8x4,8 - 1^{7/8}"x1^{7/8}"




EJDD Steel White Naturale ● A86



EJDE Steel Naturale ● A86



EJDF Colamine Naturale ● A86



EJDG Dark Naturale ● A86





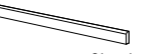



* Su rete in fibra - On fibre mesh backing - Sur filet en fibre de verre - Auf Glasfasernetz - Sobre malla de fibra - На волоконной сетке

PEZZI SPECIALI

TRIMS - PIECES SPECIALES - FORMTEILE - PIEZAS ESPECIALES - СПЕЦИАЛЬНЫЕ ИЗДЕЛИЯ

**ME
TALL
ICA**

Metallica

	Dimensione Size	 Steel White	 Steel	 Calamine	 Dark	Fascia di prezzo Price band
 Battiscopa - Skirting	Nat. Rett. 7x60 - 2 ^{3/4} "x23 ^{5/8} " Pcs. Box. 15 - LM x Box 9	EJJR	EJJS	EJJT	EJJU	● A11
 Gradino - Stair Tread	Nat. Rett. 33x120 - 12 ^{15/16} "x47 ^{1/4} " Pcs. Box 2 - LM x Box 2,40	EJJW	EJJX	EJJY	EJJZ	● A82
 Gradone - Step	Nat. Rett. 33x120x3,2x3,2 12 ^{15/16} "x47 ^{1/4} "x1 ^{1/4} "x1 ^{1/4} " Pcs. Box 2 - LM x Box 2,40	EJK1	EJK2	EJK3	EJK4	● A98
 Angolare Dx Sx Corner Tile Right Left	Nat. Rett. 33x120x3,2x3,2 12 ^{15/16} "x47 ^{1/4} "x1 ^{1/4} "x1 ^{1/4} " Pcs. Box 1 - LM x Box 1,20	Dx/Right EJK6 Sx/Left EJKC	Dx/Right EJK7 Sx/Left EJKD	Dx/Right EJK8 Sx/Left EJKE	Dx/Right EJK9 Sx/Left EJKF	● A104

Metalbrick

	Dimensione Size	 White	 Grey	 Blue	 Green	 Black	Fascia di prezzo Price band
 Becco Civetta - Bullnose	Lux 6x24 2 ^{3/8} "x9 ^{7/16} " Pcs. Box. 36	EJKK	EJLL	EJNN	EJMM	EJJP	● A10

CARATTERISTICHE TECNICHE

Technical Features - Caracteristiques Techniques - Technische Eigenschaften
Technische Eigenschaften - Caracteristicas Tecnicas - Технические Характеристики

	NORMA	VALORI
ASSORBIMENTO D'ACQUA Water absorption - Absorption d'eau - Wasseraufnahme Absorción de agua - Поглощение воды	UNI EN ISO 10545/3 ASTM C373	Conforme Compliant
RESISTENZA ALLA FLESSIONE Modulus of rupture - Resistance a la flexion - Biegefestigkeit Resistencia a la flexion - Прочность на изгиб	SPESSORE UNI EN ISO 10545/4	6,5 mm 9,5 mm ≥ 35 N/mm ² ≥ 45 N/mm ²
FORZA DI ROTTURA Breaking strength - Résistance à la rupture - Bruchlast - Resistencia a la rotura - Разрывное усилие	UNI EN ISO 10545/4 ASTM C648	≥ 700 N ≥ 2000 N ≥ 175 lbf ≥ 400 lbf
RESISTENZA AL GELO Frost resistance - Résistance au gel - Frostbeständigkeit Resistencia a las heladas - Морозостойкость	UNI EN ISO 10545/12 ASTM C1026	Conforme Unaffected
RESISTENZA CHIMICA AD ALTE E BASSE CONCENTRAZIONI DI ACIDI E BASI Chemical resistance to high and low acid and basic concentrations Résistance chimique aux hautes et basses concentrations d'acides et de bases Chemikalienfestigkeit bei hohen und niedrigen Konzentrationen von Säuren und Basen Resistencia química con concentraciones altas y bajas de ácidos y bases Химическая стойкость к высоким и низким концентрациям кислот и щелочей	UNI EN ISO 10545/13 ASTM C-650	A - LA - HA Unaffected
RESISTENZA ALLE MACCHIE Stain resistance - Résistance aux taches - Fleckenbeständigkeit Resistencia a las manchas - Стойкость к образованию пятен	UNI EN ISO 10545/14 ASTM C1378	5 Class A
COEFFICIENTE DI ATTRITO Slip resistance Coefficient de glissement Rutschfestigkeit Barfußbereich Coeficiente de atrito medio Коэффициент трения		NATURALE (6,5mm) NATURALE (9,5 mm) BRICK LUX
	DIN EN 16165 Annex B	R9 R10 -
	DIN EN 16165 Annex A	- B (A+B) -
	ANSI A326.3:2017 DCOF	WET ≥ 0,42 WET ≥ 0,50 -
	B.C.R.A. D.M. N. 236 14/6/89	> 0,40 > 0,40 -
	AS 4586-2013 Anexo A	- P2 -
	BS 7976-2: 2002 BSEN13036-4:2011 Pendulum testers	- < 36 Moderate Slip potential -
	UNE 41901:2017 EX DB SUA (actual)	- - -

Per maggiori chiarimenti sui dati tecnici e sulla garanzia consultare il catalogo generale in vigore. - For further information on technical specifications, please consult our up-dated general catalogue.- Pour toutes informations supplémentaires sur les données techniques et sur les garanties, veuillez consulter le catalogue general en vigueur. - Für weitere Informationen über technische Daten und Garantie beziehen sie sich bitte auf den aktuellen Gesamtkatalog. - Para ulteriores informaciones sobre los datos técnicos y la garantía, vease el catalogo general en vigor. - Более подробную информацию о технических данных и гарантии смотрите в действующем сводном катал.

PRODUCT CERTIFIED FOR LOW CHEMICAL EMISSIONS: UL.COM/CGG UL 2818

120x278

放射性水平A类

15% 9,5 mm
0% 6,5 mm
valori medi - average values

Formato Size Format Format Tamaño Формат cm	Spessore Thickness Épaisseur Stärke Espesor Толщина mm	Pz. x Mq. Pieces x Sqm Pcs / M ² Stk. x Qm Pzs x Mc. Шт x Кв.М.	Pz. x Scat. Pieces x Box Pcs / Bte Stk. x Krt. Pzs x Caja Шт x Кор.	Mq. x Scat. Sqm x Box M ² / Bte Qm x Krt. Mc. x Caja Кв.М. x Кор.	Peso x Scat. Weight x Box Poids / Bte Gewicht x Krt. Peso x Caja Вес x Кор. Kg	Scat. x Pal. Boxes x Pal. Bte / Pal. Krt. x Pal. Cajas x Pal. Кор. x Подд.	Mq. x Pal. Sqm x Pal. M ² / Pal. Qm x Pal. Mc. x Pal. Кв.М x Подд.	Peso x Pal. Weight x Pal. Poids / Pal. Gewicht x Pal. Peso x Pal. Вес x Подд. Kg
120x278 Naturale	6,5	0,30	1	3,336	50,04		vedi sotto - see below	
60x120 Naturale - Metalriddle	9,5	1,39	2	1,440	31,68	36	51,84	1140
30x60 Naturale - Metalriddle	9,5	5,56	6	1,080	23,76	48	51,84	1140
30x30 Mosaico 5X5 Naturale	9,5	11,11	5	0,450	8,73	60	27,00	524
6x24 Metalbrick Lux	9,5	69,44	36	0,518	11,40	95	49,25	1083

Slabs 120x278

Articolo Item Reference Artikel Articulo Артикула	Dimensione (cm) Size (cm) Format (cm) Format (cm) Tamaño (cm) Формат (cm)	Nr. Lastre No. of Slabs Nbre Dalles Anz. Platten Nº de Placas Кол. Плит	Mq. x Imballo sqm per Pack M ² / Emballage qm pro Verpackung M ² por embalaje Кв.м. x упаковку	Peso Imballo (Kg) Weight of Packaging (kg) Poids Emballage (kg) Gewicht Verpackung (kg) Peso embalaje (kg) Вес упаковки (кг)	Peso Imballo+Lastre (Kg) Weight of Packaging + Slabs (kg) Poids Emballage+Dalles (kg) Gewicht Verpackung+Platten (kg) Peso embalaje + placas (kg) Вес упаковки + плит (кг)
Cassa - Crate - Caisse Kiste - Caja - Ящик	140x291x29h 140x291x41h	5 18	16,68 60,05	107 147	357,20 1047,72
Cavalletto - A-Frame - Chevalet de transport - Transportgestell Caballete - Подставка	75x290x160h	40	133,44	180	2181,60

CERTIFIED MANAGEMENT SYSTEMS
UNI EN ISO 9001:2015
UNI EN ISO 14001:2015
UNI ISO 45001:2018
UNI CEI EN ISO 50001:2018

EST 1967

FACINGS

OF AMERICA