



MATERASTONE

— EST 1967 —

FACINGS

— OF AMERICA —

MATERASTONE

Attraverso la selezione di un blocco di pietra unico e primordiale, che è stato l'origine del progetto, Matera Stone racconta una storia di innovazione, design e raffinatezza. La collezione si articola in due diverse rappresentazioni: Neutra e Sassi, che, attraverso interpretazioni complementari della pietra d'origine, costituiscono l'anima del progetto. Nella variante Sassi, la superficie si presenta come una composizione equilibrata di ciottoli di varie dimensioni, arricchita da tratti di materia rarefatta e neutra. Questa versione evoca un senso di profondità e dinamismo. Al contrario, nella versione Neutra, la texture appare leggera e uniforme, caratterizzata da sfumature delicate e venature naturali. Con il suo aspetto sobrio e raffinato, questa variante offre un elegante contrasto alla matericità strutturata della superficie ciottolata, bilanciandone la vivacità con una presenza visiva più essenziale e armoniosa.

Originating from a carefully selected unique, primordial block of stone, Matera Stone tells a story of innovation, design and refinement. The collection comprises two different versions, Neutra and Sassi, which offer complementary interpretations of the original stone and constitute the heart of the project. In the Sassi variant, the surface is an attractive composition of pebbles of different sizes, interspersed with areas of rarefied material. This version evokes an impression of depth and dynamism. In contrast, in the Neutra version the texture is light and even, with subtle colour variations and natural vein patterns. With its understated, tasteful appearance, this variant contrasts elegantly with the structured, tactile substance of the Sassi surface, balancing its energy with a simpler, more restful visual presence.





ARMONIA E INNOVAZIONE

Matera Stone nasce dall'incontro tra design e innovazione, offrendo superfici dalle caratteristiche tecniche performanti unite a un'estetica ricercata e definita in due finiture. Nella finitura Naturale la materia si presenta ricca di dettagli anche grazie all'utilizzo della tecnologia esclusiva Digitouch in abbinamento ad una struttura fine e delicata sincronizzata alla grafica di base. Nella finitura Silktech oltre alle caratteristiche della versione naturale si aggiunge la tipica morbidezza e setosità al tatto che la contraddistingue. Il decoro Ritmo aggiunge tridimensionalità e movimento agli spazi, grazie a una texture dinamica che gioca con le diverse sfumature effetto pietra.

HARMONY AND INNOVATION

Design and innovation meet in Matera Stone, offering surfaces with high-performing technical characteristics combined with an exquisite aesthetic, created in two finishes. In the Naturale finish the material is rich in details, enhanced by use of the exclusive Digitouch technology combined with a fine, delicate texture synchronised with the underlying patterning. In the Silktech finish, the characteristics of the Naturale version are provided together with the soft, silky 'feel' typical of this surface. The Ritmo decor adds three-dimensionality and variety to design schemes with a dynamic texture constructed using the various stone-look shades.

DIGI TOUCH

Digitouch è una tecnologia digitale innovativa che rivoluziona la produzione di ceramica. Questa tecnologia si articola in tre fasi, di cui due coinvolgono la stampa digitale. Dopo la pressatura del gres, inizia la fase di lavorazione Digitouch con la prima stampa digitale. Questa applica un idrorepellente riservante che va a comporre sulla superficie ceramica una texture grafica. Nella seconda fase, si applica lo smalto argilloso chiamato 'engobbio', il quale, ricalcando la texture grafica costituita dall'idrorepellente riservante, determina la struttura del prodotto finito. La terza fase consiste nella stampa digitale, che utilizza barcode o telecamere a riconoscimento ottico che identificano la struttura permettendo così la distribuzione dei colori ad incastro su di essa. Questa tecnologia permette di sincronizzare perfettamente grafica e struttura della ceramica, consentendo la creazione di pattern grafici ampi e variati su più livelli, con una tridimensionalità realistica e un effetto materico senza precedenti.

DigiTouch is an innovative digital technology that revolutionises the production of ceramic coverings. This technology comprises three phases, two of which involve digital printing. After the stoneware has been pressed, the DigiTouch process starts with the first digital printing phase. This phase applies a water-repellent resist agent, which creates a graphic texture on the ceramic surface. This second phase is the application of the clay-based glaze known as "engobe", which coats the graphic texture formed by the water-repellent resist agent to constitute the structure of the finished product. The third phase consists of digital printing using barcodes or optical recognition cameras, which identify the structure to enable the colours applied to be matched with it. This technology permits perfect synchronisation of the patterning and structure of the ceramic material, the key to creating large, varied, multi-level graphic patterns with a realistic three-dimensionality and an unprecedented tactile effect.



DESIGN E CONTINUITÀ VISIVA

Le texture di Matera Stone, Neutra e Sassi, sono progettate per essere utilizzate sia singolarmente che in combinazione. Il loro abbinamento permette di creare ambienti armoniosi, alternando il dinamismo materico dei ciottoli alla sobria eleganza della superficie neutra. Questa soluzione, ideale per progetti versatili, esalta sia il carattere autentico della pietra sia la raffinatezza di una base essenziale, garantendo stile e continuità visiva in contesti residenziali e commerciali.

DESIGN AND VISUAL CONTINUITY

The Matera Stone textures, Neutra and Sassi, are designed for use either individually or in combination. Together, they provide the basis for stylish interiors where the tactile dynamism of the pebbles alternates with the understated elegance of the neutral surface. This solution, ideal for versatile projects, accentuates both the stone's authentic personality and the refinement of a simple background, guaranteeing style and visual continuity in residential and commercial contexts.



FLOOR White Neutra Silktech R10 Rett. 120x120 - 47^{1/4}"x47^{1/4}"
WALL White Sassi Naturale R10 Rett. 120x278 - 47^{1/4}"x109^{7/16}" - Ritmo White Silktech R10 Rett. 60x120 - 23^{5/8}"x47^{1/4}"
FURNITURE White Sassi Naturale R10 Rett. 120x278 - 47^{1/4}"x109^{7/16}"



FLOOR White Neutra Silktech R10 Rett. 120x120 - 47^{1/4}"x47^{1/4}"
FURNITURE White Sassi Naturale R10 Rett. 120x278 - 47^{1/4}"x109^{7/16}"



C'è una luce che accarezza lo spazio e ne rivela l'essenza. White Sassi vive di una delicata composizione di ciottoli di diverse dimensioni che inseguono la purezza del bianco, creando un raffinato gioco di chiari e ombre; White Neutra, invece, è la semplicità disegnata da sfumature lievi e venature appena percepite, per atmosfere che sanno di aria e silenzio.

There is a light that caresses space, revealing its innermost soul. White Sassi comprises a delicate composition of different-sized pebbles, all aspiring to the purity of white in a refined interplay of light and shade; White Neutra, on the other hand, is simplicity itself, expressed in subtle shade variations and barely perceptible veining, for moods of airiness and silence.



FLOOR White Sassi Silktech Plus R11 Rett. 120x120 - 47^{1/4}"x47^{1/4}"
WALL Ritmo Dark Grey Silktech R10 Rett. 60x120 - 23^{5/8}"x47^{1/4}"
FURNITURE White Neutra Silktech R10 Rett. 60x120 - 23^{5/8}"x47^{1/4}"



FLOOR White Sassi Silktech Plus R11 Rett. 120x120 - 47^{1/4}"x47^{1/4}"
WALL Ritmo Dark Grey Silktech R10 Rett. 60x120 - 23^{5/8}"x47^{1/4}"
FURNITURE White Sassi Silktech R10 Rett. 60x120 - 23^{5/8}"x47^{1/4}"



FLOOR White Sassi Silktech Plus R11 Rett. 120x120 - 47^{1/4}"x47^{1/4}"



FLOOR Greige Sassi Silktech R10 Rett. 60x120 - 23^{5/8}"x47^{1/4}"

WALL Greige Sassi Silktech R10 Rett. 60x120 - 23^{5/8}"x47^{1/4}" - Ritmo Greige Silktech R10 Rett. 60x120 - 23^{5/8}"x47^{1/4}"

I-Wood Rovere Imbrunito Naturale R10 Rett. 20x120 - 7^{7/8}"x47^{1/4}"

FURNITURE White Sassi Naturale R10 Rett. 120x278 - 47^{1/4}"x109^{7/16}"



FLOOR Greige Sassi Silktech R10 Rett. 60x120 - 23^{5/8}"x47^{1/4}"
 WALL Greige Sassi Silktech R10 Rett. 60x120 - 23^{5/8}"x47^{1/4}" - Ritmo Greige Silktech R10 Rett. 60x120 - 23^{5/8}"x47^{1/4}"
 FURNITURE White Sassi Naturale R10 Rett. 120x278 - 47^{1/4}"x109^{7/16}"

Sul confine tra il calore del beige e il rigore del grigio, Greige Sassi coglie l'anima di entrambi e la restituisce attraverso differenti pietre che lo compongono che raccontano un equilibrio naturale; Greige Neutra si fa morbida distesa, dove i toni caldi e freddi dialogano sottovoce, dando vita a una superficie sobria e intuitivamente versatile.



On the cusp between warm beige and austere grey, Greige Sassi embraces the spirit of both colours and interprets it through a variety of stones that construct a natural equilibrium; Greige Neutra is a soft expanse where warm and cold shades dialogue in subdued tones, creating a tasteful, instinctively versatile surface.



INDOOR FLOOR Greige Neutra Silktech R10 Rett. 60x120 - 23^{5/8}"x47^{1/4}"

INDOOR WALL Ritmo Greige Silktech R10 Rett. 60x120 - 23^{5/8}"x47^{1/4}", Greige Neutra Silktech R10 Rett. 60x120 - 23^{5/8}"x47^{1/4}"

FURNITURE Greige Sassi Naturale R10 Rett. 120x278 - 47^{1/4}"x109^{7/16}"

OUTDOOR FLOOR White Sassi 20mm Naturale R11 Rett. 100x100 - 39^{3/8}"x39^{3/8}"



FLOOR Greige Neutra Naturale R10 Rett. 60x120 - 23^{5/8}"x47^{1/4}"



FLOOR Greige Neutra Silktech R10 Rett. 60x120 - 23^{5/8}"x47^{1/4}"
FURNITURE Greige Sassi Naturale R10 Rett. 120x278 - 47^{1/4}"x109^{7/16}"



FLOOR Dark Grey Sassi Silktech R10 Rett. 60x120 - 23^{5/8}"x47^{1/4}"
WALL Dark Grey Sassi Silktech R10 Rett. 60x120 - 23^{5/8}"x47^{1/4}"
FURNITURE Dark Grey Sassi Silktech R10 Rett. 60x120 - 23^{5/8}"x47^{1/4}" - White Sassi Naturale R10 Rett. 120x278 - 47^{1/4}"x109^{7/16}"

Dark Grey Sassi concentra la forza del buio in frammenti vibranti, come se ogni inclusione fosse una storia di pietra, per un impatto visivo di notevole carattere; Dark Grey Neutra raccoglie quella stessa intensità ma la distende con eleganza, in un grigio profondo che sa essere moderno e avvolgente allo stesso tempo.




Dark Grey Sassi concentrates the power of darkness in vibrant fragments, as if each inclusion were a tale told in stone, generating a visual impact with a strong personality; Dark Grey Neutra takes the same intensity and applies it with elegance in a deep grey which is both modern and comforting.



FLOOR Dark Grey Sassi Silktech R10 Rett. 60x120 - 23^{5/8}"x47^{1/4}"
FURNITURE White Sassi Naturale R10 Rett. 120x278 - 47^{1/4}"x109^{7/16}"



FLOOR Dark Grey Neutra Silktech R10 Rett. 60x120 - 23^{5/8}"x47^{1/4}"
WALL Dark Grey Sassi Silktech R10 Rett. 60x120 - 23^{5/8}"x47^{1/4}"



FLOOR Dark Grey Neutra Silktech R10 Rett. 60x120 - 23^{5/8}"x47^{1/4}"





FLOOR White Sassi Silktech R10 Rett. 120x120 - 47^{1/4}"x47^{1/4}"
WALL Beige Sassi Silktech R10 Rett. 60x120 - 23^{5/8}"x47^{1/4}"
Beige, White Sassi Naturale R10 Rett. 120x278 - 47^{1/4}"x109^{7/16}"
FURNITURE Beige, White Sassi Naturale R10 Rett. 120x278 - 47^{1/4}"x109^{7/16}"



FLOOR White Sassi Silktech R10 Rett. 120x120 - 47^{1/4}"x47^{1/4}"
FURNITURE Beige, White Sassi Naturale R10 Rett. 120x278 - 47^{1/4}"x109^{7/16}"



FLOOR Beige Neutra Naturale R10 Rett. 60x120 - 23^{5/8}"x47^{1/4}"



FLOOR Beige Neutra Silktech R10 Rett. 60x120 - 23^{9/16} x 47^{1/4}"
WALL Beige Neutra Naturale R10 Rett. 60x120 - 23^{9/16} x 47^{1/4}"
Ritmo Beige Silktech R10 Rett. 60x120 - 23^{9/16} x 47^{1/4}" / Beige Sassi Naturale R10 Rett. 120x278 - 47^{1/4} x 109^{7/16}"
FURNITURE Beige Sassi Naturale R10 Rett. 120x278 - 47^{1/4} x 109^{7/16}"



FLOOR Beige Sassi Naturale R10 Rett. 120x278 - 47^{1/4}"x109^{7/16}"
WALL Beige Sassi Naturale R10 Rett. 120x278 - 47^{1/4}"x109^{7/16}" - Ritmo Beige Silktech R10 Rett. 60x120 - 23^{5/8}"x47^{1/4}"
FURNITURE Beige Sassi Naturale R10 Rett. 120x278 - 47^{1/4}"x109^{7/16}"



Beige Sassi è un abbraccio dai toni avorio e bruni, pulsante di una composizione di ciottoli che rendono la superficie viva e accogliente, come un calore antico; Beige Neutra interpreta la medesima cromia in modo più essenziale, regalando un effetto luminoso e delicato, capace di inserirsi con grazia in qualsiasi progetto.

Beige Sassi is a bear-hug of ivory and brown shades, energised by a composition of pebbles that make the surface lively and inviting, like an antique warmth; Beige Neutra interprets the same colour with greater simplicity, creating a radiant, delicate effect, a graceful addition to any project.

MATERASTONE

20MM

Estetica e Prestazioni.

Matera Stone 20mm assicura l'equilibrio ideale tra ricercatezza estetica e prestazioni tecniche elevate nelle più svariate ambientazioni esterne. Alla possibilità di realizzare percorsi, camminamenti e altre soluzioni progettuali outdoor in piena armonia con l'ambiente circostante e in assoluta continuità con gli spazi interni, si aggiunge la garanzia di impiego di un materiale eccezionalmente resistente ai carichi e a tutti i tipi di agenti atmosferici. Facile da posare a secco su erba, sabbia e ghiaia, Matera Stone 20mm può essere incollato anche su massetto, permettendo di realizzare pavimentazioni carrabili o altre soluzioni nell'ambito di spazi commerciali e pubblici soggetti a elevato traffico e si presta alla perfezione alla realizzazione di pavimenti sopraelevati. Matera Stone 20mm è la soluzione ideale per progettare con stile, senza rinunciare alle esigenze tecniche richieste dall'architettura contemporanea.

High-performing good looks.

Matera Stone 20mm delivers the ideal combination of exquisite appearance and outstanding technical performances in the most widely varying outdoor locations. Paths, pavements and other outdoor solutions that merge perfectly into the surrounding environment and seamlessly continue indoor design schemes can be created with a material offering exceptional resistance to loads, weather and other atmospheric factors. Easily installed dry on grass, sand and gravel, Matera Stone 20mm can also be glued to concrete screeds for vehicle-resistant pavings, or for other projects in commercial or public contexts with heavy traffic, and is perfect for raised floors. Matera Stone 20mm enables stylish design solutions while meeting all the technical demands of contemporary architecture.






INDOOR FLOOR Greige Sassi Naturale R11 Rett. 60x120 - 23^{5/8}"x47^{1/4}"
OUTDOOR FLOOR White Sassi 20mm Naturale R11 Rett. 100x100 - 39^{3/8}"x39^{3/8}"
OUTDOOR WALL I-Wood Rovere Dorato Naturale R10 Rett. 24x278 - 9^{7/16}"x109^{7/16}"

MATERASTONE

Silktech - Naturale



La tecnologia Silktech combina prestazioni antiscivolo elevate e una superficie ceramica setosa al tatto.
The Silktech technology combines excellent anti-slip performances with a ceramic surface that's silky to the touch.

White Neutra

Beige Neutra

Greige Neutra

Dark Grey Neutra

MATERASTONE

COLORI E FORMATI

Colours and Sizes - Couleurs et Formats - Farben und Formate - Colores y Tamaños - Цвета и Форматы

NEUTRA

9 mm.



Silktech R10 Rett.
120x120 - 47^{1/4}"x47^{1/4}"
EN6C White
EN6D Beige
10 patterns

● **T59**
● **T59**

Silktech Plus R11 Rett.
120x120 - 47^{1/4}"x47^{1/4}"
ENGH White
ENGJ Beige
10 patterns

● **T59**
● **T59**




Silktech R10 Rett.
60x120 - 23^{5/8}"x47^{1/4}"
EN52 White
EN53 Beige
EN54 Greige
ENGX Dark Grey
up to 19 patterns

● **T31**
● **T31**
● **T31**
● **T31**


Silktech Plus R11 Rett.
60x120 - 23^{5/8}"x47^{1/4}"
EN5J White
EN5K Beige
EN5L Greige
ENH9 Dark Grey
up to 19 patterns

● **T31**
● **T31**
● **T31**
● **T31**



Silktech R10 Rett.
60x60 - 23^{5/8}"x23^{5/8}"
EN5A White
EN5D Beige
EN59 Greige
ENH8 Dark Grey
up to 38 patterns

● **T17**
● **T17**
● **T17**
● **T17**



Silktech R10 Rett.
30x60 - 11^{13/16}"x23^{5/8}"
EN6N White
EN6M Beige
EN6L Greige
ENJ1 Dark Grey
up to 76 patterns

● **T14**
● **T14**
● **T14**
● **T14**

Si consiglia la posa con fuga 2 mm. - Laying with a 2 mm-joint is recommended. - Pose recommandée avec joints de 2 mm.
Es wird eine Fugenbreite von 2 mm empfohlen. - Se recomienda la colocación con juntas de 2 mm. - Рекомендуется укладка с швом 2 мм.

Verificare l'abbinamento dei toni tra i formati differenti. - Check the colour matching between different sizes.
Vérifier l'assortiment des tonalités entre les différents formats. - Die Kombination der Farbtöne unter den verschiedenen Formaten prüfen.
Comprobar la combinación de los tonos entre los distintos formatos. - Проверьте сочетание тонов у разных форматов.

MATERASTONE

COLORI E FORMATI

Colours and Sizes - Couleurs et Formats - Farben und Formate - Colores y Tamaños - Цвета и Форматы

White Sassi

Beige Sassi

Greige Sassi

Dark Grey Sassi

SASSI

6,5 mm.



Naturale R10 Rett.


120x278 - 47^{1/4}"x109^{7/16}"

EN61 White ● T99

EN62 Beige ● T99

5 patterns

9 mm.



Silktech R10 Rett.

120x120 - 47^{1/4}"x47^{1/4}"

EN66 White ● T59

EN68 Beige ● T59

10 patterns

Silktech Plus R11 Rett.

120x120 - 47^{1/4}"x47^{1/4}"

EN6F White ● T59

EN6E Beige ● T59

10 patterns



Silktech R10 Rett.

60x120 - 23^{5/8}"x47^{1/4}"

EN4Y White ● T31

EN4Z Beige ● T31

EN4X Greige ● T31

EN50 Dark Grey ● T31

up to 17 patterns

Silktech Plus R11 Rett.

60x120 - 23^{5/8}"x47^{1/4}"

EN5H White ● T31

EN5E Beige ● T31

EN5G Greige ● T31

EN5F Dark Grey ● T31

up to 17 patterns



Silktech R10 Rett.

100x100 - 39^{3/8}"x39^{3/8}"

EN8M White ● T25

EN8K Beige ● T25

EN8L Greige ● T25

15 patterns



Silktech R10 Rett.

60x60 - 23^{5/8}"x23^{5/8}"

EN56 White ● T17

EN57 Beige ● T17

EN55 Greige ● T17

EN58 Dark Grey ● T17

up to 32 patterns



Silktech R10 Rett.

30x60 - 11^{13/16}"x23^{5/8}"

EN6K White ● T14

EN6J Beige ● T14

EN6H Greige ● T14

EN6G Dark Grey ● T14

up to 64 patterns

20MM



Naturale R11 Rett.

100x100 - 39^{3/8}"x39^{3/8}"

EN8P White ● T72

EN8Q Beige ● T72

EN8N Greige ● T72

15 patterns

Si consiglia la posa con fuga 2 mm. - Laying with a 2 mm-joint is recommended. - Pose recommandée avec joints de 2 mm. Es wird eine Fugenbreite von 2 mm empfohlen. - Se recomienda la colocación con juntas de 2 mm. - Рекомендуется укладка с швом 2 мм.

Verificare l'abbinamento dei toni tra i formati differenti. - Check the colour matching between different sizes. Vérifier l'assortiment des tonalités entre les différents formats. - Die Kombination der Farbtöne unter den verschiedenen Formaten prüfen. Comprobar la combinación de los tonos entre los distintos formatos. - Проверьте сочетание тонов у разных форматов.

MATERASTONE

DECORI

Decors - Decors - Dekore - Decorados - Декоры

9 mm. **RITMO** Silktech R10 Rett.



60x120 - 23^{5/8}"x47^{1/4}"

EN6S Ritmo White

4 patterns

● **T37**



60x120 - 23^{5/8}"x47^{1/4}"


EN6R Ritmo Beige

4 patterns

● **T37**

NEUTRA MOSAICO 5X5* Silktech R10

Tessera - Chip 4,8x4,8 - 1^{7/8}"x1^{7/8}"



30x30 - 11^{13/16}"x11^{13/16}"

ENHD White ● **A86**



30x30 - 11^{13/16}"x11^{13/16}"

ENHA Beige ● **A86**

SASSI MOSAICO 5X5* Silktech R10

Tessera - Chip 4,8x4,8 - 1^{7/8}"x1^{7/8}"



30x30 - 11^{13/16}"x11^{13/16}"

EN9X White ● **A86**



30x30 - 11^{13/16}"x11^{13/16}"

EN9V Beige ● **A86**

Su rete in fibra - On fibre mesh backing - Sur filet en fibre de verre - Auf Glasfasernetz - Sobre malla de fibra - На волоконной сетке

MATERASTONE

DECORI

Decors - Decors - Dekore - Decorados - Декоры

9 mm. **RITMO** Silktech R10 Rett.



60x120 - 23^{5/8}"x47^{1/4}"

EN6T Ritmo Greige

4 patterns

● **T37**



60x120 - 23^{5/8}"x47^{1/4}"

EN6Q Ritmo Dark Grey

4 patterns

● **T37**


NEUTRA MOSAICO 5X5* Silktech R10

Tessera - Chip 4,8x4,8 - 1^{7/8}"x1^{7/8}"



30x30 - 11^{13/16}"x11^{13/16}"

ENHE Greige ● **A86**




30x30 - 11^{13/16}"x11^{13/16}"

ENHC Dark Grey ● **A86**

SASSI MOSAICO 5X5* Silktech R10

Tessera - Chip 4,8x4,8 - 1^{7/8}"x1^{7/8}"



30x30 - 11^{13/16}"x11^{13/16}"

EN9W Greige ● **A86**



30x30 - 11^{13/16}"x11^{13/16}"









EN9Y Dark Grey ● **A86**





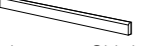


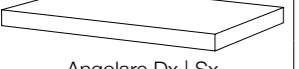
Su rete in fibra - On fibre mesh backing - Sur filet en fibre de verre - Auf Glasfasernetz - Sobre malla de fibra - На волоконной сетке

MATERASTONE

PEZZI SPECIALI

Trims - Pieces Speciales - Formteile - Piezas Especiales - Специальные Изделия

NEUTRA	Dimensione Size					Fascia di prezzo Price band
 Battiscopa - Skirting	Silktech R10 Rett. 7x60 - 2 ^{3/4} "x23 ^{5/8} " Pcs. Box 16 - LM x Box 9,60	ENHJ	ENHH	ENHF	ENHG	● A11
 Gradino - Stair Tread	Silktech R10 Rett. 33x120 - 12 ^{15/16} "x47 ^{1/4} " Pcs. Box 2 - LM x Box 2,40	ENHL	ENHM	ENHK	ENHN	● A82
 Gradone - Step	Silktech R10 Rett. 33x120x3,2x3,2 12 ^{15/16} "x47 ^{1/4} "x1 ^{1/4} "x1 ^{1/4} " Pcs. Box 2 - LM x Box 2,40	ENHS	ENHQ	ENHP	ENHR	● A98
 Angolare Dx Sx Corner Tile Right Left	Silktech R10 Rett. 33x120x3,2x3,2 12 ^{15/16} "x47 ^{1/4} "x1 ^{1/4} "x1 ^{1/4} " Pcs. Box 1 - LM x Box 1,20	Dx - Right ENHT	Dx - Right ENHW	Dx - Right ENHU	Dx - Right ENHV	● A104
		Sx - Left ENHX	Sx - Left ENHY	Sx - Left ENJO	Sx - Left ENHZ	

SASSI	Dimensione Size					Fascia di prezzo Price band
 Battiscopa - Skirting	Silktech R10 Rett. 7x60 - 2 ^{3/4} "x23 ^{5/8} " Pcs. Box 16 - LM x Box 9,60	ENDK	ENDJ	ENDH	ENDG	● A11
	Silktech R10 Rett. 7x100 - 2 ^{3/4} "x39 ^{3/8} " Pcs. Box 8 - LM x Box 8,00	ENFH	ENFG	ENFJ	-	● A18
 Gradino - Stair Tread	Silktech R10 Rett. 33x120 - 12 ^{15/16} "x47 ^{1/4} " Pcs. Box 2 - LM x Box 2,40	ENAH	ENAJ	ENAK	ENAG	● A82
 Gradone - Step	Silktech R10 Rett. 33x120x3,2x3,2 12 ^{15/16} "x47 ^{1/4} "x1 ^{1/4} "x1 ^{1/4} " Pcs. Box 2 - LM x Box 2,40	ENC0	ENAY	ENAZ	ENC1	● A98
 Angolare Dx Sx Corner Tile Right Left	Silktech R10 Rett. 33x120x3,2x3,2 12 ^{15/16} "x47 ^{1/4} "x1 ^{1/4} "x1 ^{1/4} " Pcs. Box 1 - LM x Box 1,20	Dx - Right ENDQ	Dx - Right ENDS	Dx - Right ENDT	Dx - Right ENDR	● A104
		Sx - Left ENDU	Sx - Left ENDX	Sx - Left ENDV	Sx - Left ENDW	

Pezzi speciali 20mm su richiesta. - 20mm trims available on request. - Pièces spéciales 20mm (sur demande).
Formteile 20mm auf anfrage erhältlich. - Piezas especiales 20mm disponibles bajo pedido. - Специальные изделия 20мм по запросу.



MATERASTONE

IMBALLI E PESI

Packing and Weight - Emballages et Poids - Verpackung und Gewicht - Embalajes y Pesos - Упаковка и Вес

Formato Size Format Format Тamaño Формат cm	Spessore Thickness Epaisseur Stärke Espesor Толщина mm	Pz. x Mq. Pieces x Sqm Pcs / M ² Stk. x Qm Pzs x Mc. Шт x Кв.М.	Pz. x Scat. Pieces x Box Pcs / Bte Stk. x Krt. Pzs x Caja Шт x Кор.	Mq. x Scat. Sqm x Box M ² / Bte Qm x Krt. Mc. x Caja Кв.М. x Кор.	Peso x Scat. Weight x Box Poids / Bte Gewicht x Krt. Peso x Caja Вес x Кор.	Scat. x Pal. Boxes x Pal. Bte / Pal. Krt. x Pal. Cajas x Pal. Кор. x Подд.	Mq. x Pal. Sqm x Pal. M ² / Pal. Qm x Pal. Mc. x Pal. Кв.М x Подд.	Peso x Pal. Weight x Pal. Poids / Pal. Gewicht x Pal. Peso x Pal. Вес x Подд.
120x278 Naturale R10	6,5	0,30	1	3,336	50,04		vedi sotto - see below	
120x120 Silktech R10 - Silktech Plus R11	9	0,69	1	1,440	30,24	36	51,84	1089
100x100 Silktech R10	9	1	2	2,000	40,00	24	48,00	960
60x120 Silktech R10- Silktech Plus R11	9	1,39	2	1,440	30,24	36	51,84	1089
60x60 Silktech R10	9	2,78	3	1,080	22,68	40	43,20	907
30x60 Silktech R10	9	5,56	6	1,080	22,68	48	51,84	1089
60x120 Ritmo Silktech R10	9	1,39	2	1,440	30,50	36	51,84	1098
30x30 Mosaico 5X5 Silktech R10	9	11,11	5	0,450	8,73	60	27,00	524
100x100 20MM Naturale R11	20	1	1	1,000	40,00	21	21,00	840

Slabs 120x278

Articolo Item Reference Artikel Articulo Артикула	Dimensione (cm) Size (cm) Format (cm) Format (cm) Тamaño (cm) Формат (cm)	Nr. Lastre No. of Slabs Nbre Dalles Anz. Platten N° de Placas Кол. Плит	Mq. x Imballo sqm per Pack m ² / Emballage qm pro Verpackung m ² por embalaje Кв.м. x упаковку	Peso Imballo (Kg) Weight of Packaging (kg) Poids Emballage (kg) Gewicht Verpackung (kg) Peso embalaje (kg) Вес упаковки (кг)	Peso Imballo+Lastre (Kg) Weight of Packaging + Slabs (kg) Poids Emballage+Dalles (kg) Gewicht Verpackung+Platten (kg) Peso embalaje + placas (kg) Вес упаковки + плит (кг)
	137x292x29h	5	16,68	107	357,20
	137x292x42h	18	60,05	143	1043,72
	75x290x160h	40	133,44	180	2181,60

MATERASTONE

Porcelain Tiles
ISO 13006 Annex G - UNI EN 14411 Annex G - Bla UGL
ANSI A137.1 - CLASS P1



CARATTERISTICHE TECNICHE Technical Features - Caracteristiques Techniques - Technische Eigenschaften Technische Eigenschaften - Caracteristicas Tecnicas - Технические Характеристики	NORMA Standard - Norme Norm - Norma - Норма	VALORI Value - Valeur Vorgabe - Valor - Средние
ASSORBIMENTO D'ACQUA Water absorption - Absorption d'eau - Wasseraufnahme Absorción de agua - Поглощение воды	UNI EN ISO 10545/3	Conforme
	ASTM C373	Compliant
RESISTENZA ALLA FLESSIONE Modulus of rupture - Resistance a la flexion - Biegefestigkeit Resistencia a la flexion - Прочность на изгиб	SPESSORE	6,5 mm 9 mm 20MM
	UNI EN ISO 10545/4	≥ 35 N/mm ² ≥ 45 N/mm ² ≥ 45 N/mm ²
FORZA DI ROTTURA Breaking strength - Résistance à la rupture - Bruchlast Resistencia a la rotura - Разрывное усилие	UNI EN ISO 10545/4	≥ 700 N ≥ 2000 N ≥ 12000 N
	ASTM C648	≥ 175 lbf ≥ 400 lbf ≥ 2500 lbf
RESISTENZA AL GELO Frost resistance - Résistance au gel - Frostbeständigkeit Resistencia a las heladas - Морозостойкость	UNI EN ISO 10545/12	Conforme
	ASTM C1026	Unaffected
RESISTENZA CHIMICA AD ALTE E BASSE CONCENTRAZIONI DI ACIDI E BASI Chemical resistance to high and low acid and basic concentrations Résistance chimique aux hautes et basses concentrations d'acides et de bases Chemikalienfestigkeit bei hohen und niedrigen Konzentrationen von Säuren und Basen Resistencia química con concentraciones altas y bajas de ácidos y bases Химическая стойкость к высоким и низким концентрациям кислот и щелочей	UNI EN ISO 10545/13	A - LA - HA
	ASTM C650	Unaffected
RESISTENZA ALLE MACCHIE Stain resistance - Résistance aux taches - Fleckenbeständigkeit Resistencia a las manchas - Стойкость к образованию пятен	UNI EN ISO 10545/14	5
	ASTM C1378	Class A
COEFFICIENTE DI ATTRITO Slip resistance Coefficient de glissement Rutschfestigkeit Barfußbereich Coeficiente de atrito medio Кoeffициент трения		NATURALE SILKTECH SILKTECH PLUS / 20MM
	DIN EN 16165 Annex B	R10 R10 R11
	DIN EN 16165 Annex A	- B (A+B) B (A+B)
	ANSI A326.3:2017 DCOF	WET ≥ 0,50 WET ≥ 0,50 WET ≥ 0,65
	B.C.R.A. D.M. N. 236 14/6/89	> 0,40 > 0,40 > 0,40
	AS 4586-2013 Anexo A	- P3 P4
	BS 7976-2: 2002	< 36 > 36 > 36
	BSEN13036-4:2011 Pendulum testers	Moderate Slip potential Low Slip potential Low Slip potential
UNE 41901:2017 EX DB SUA (actual)	- 2 3	

Per maggiori chiarimenti sui dati tecnici e sulla garanzia consultare il catalogo generale in vigore. - For further information on technical specifications, please consult our up-dated general catalogue.- Pour toutes informations supplémentaires sur les données techniques et sur les garanties, veuillez consulter le catalogue general en vigueur. - Für weitere Informationen über technische Daten und Garantie beziehen sie sich bitte auf den aktuellen Gesamtkatalog. - Para ulteriores informaciones sobre los datos tecnicos y la garantia, vease el catalogo general en vigor. - Более подробную информацию о технических данных и гарантии смотрите в действующем сводном катал.

PRODUCT CERTIFIED FOR LOW CHEMICAL EMISSIONS: UL.COM/CGG UL 2818

120x278

放射性水平A类

25% 20MM
15% 9,5 mm
0% 6,5 mm
valori medi - average values

SHADE VARIATION V3 High

EST 1967

FACINGS

OF AMERICA

USGBC MEMBER

GREEN BUILDING COUNCIL ITALIA

CONFINDUSTRIA PER LA SOSTENIBILITÀ

CERTIFIED MANAGEMENT SYSTEMS
CQY CERTICALITY
UNI EN ISO 9001:2015
UNI EN ISO 14001:2015
UNI ISO 45001:2018
UNI CEI EN ISO 50001:2018