

SWEET BARS

— EST 1967 —  
**FACINGS**  
— OF AMERICA —

## SWEET BARS

Is there anything better than being surrounded by niceness?

Chic matt colours, fresh and vibrant translucents, earthy organic clays, rich deep minerals or even altogether fused in harmony

***Flavour your day and nourish your senses!***

-

*¿Hay algo mejor que estar rodeado de belleza?*

*Colores chic, frescos y brillantes translúcidos, colores mate, arcillas y minerales de tonos intensos o la armoniosa fusión de todos ellos.*

***Saborea tu día y nutre tus sentidos!***



<b>01.</b> SIZES, COLOURS AND FINISHES / FORMATOS, COLORES Y ACABADOS	<i>pag. 4</i>
<b>02.</b> GET INSPIRED / INSPIRATE	<i>pag.16</i>
<b>03.</b> PACKING	<i>pag. 38</i>
<b>04.</b> PRICE CODE CÓDIGO DE TARIFA	<i>pag. 39</i>
<b>05.</b> TECHNICAL FEATURES / CARACTERÍSTICAS TÉCNICAS	<i>pag. 40</i>
<b>06.</b> TECHNICAL DRAWINGS / DIBUJOS TÉCNICOS	<i>pag. 42</i>
<b>07.</b> RECOMMENDATIONS / RECOMENDACIONES	<i>pag. 43</i>



**SB**  
11,6x11,6cm / 4.6"x4.6"

**P** **\$** W34 (Matt & White Gloss) W41 (Gloss)



SB White Gloss



SB Turques Gloss




SB Honey Gloss



SB Olive Gloss



SB Teal Gloss



SB Indigo Gloss



SB Biscuit Matt



SB Tan Matt



**SB TanMatt**  
**SB Turques Gloss**



SB Turques Gloss

Floor Tiles: Roots 5  
Turques Gloss & Cotto

**SB**  
12,5x25 cm / 5"x10"

W \$ W34




SB White Matt



SB Sand Matt



SB Grey Matt



SB Blush Matt




SB Sage Matt



SB Teal Matt



SB Berry Matt



SB GreyMatt  
SB White Matt



SB Grey Matt  
SB White Matt

Floor Tiles: Contempo Strip Natural  
(Love Affairs Collection)

**SB**  
12,5x25 cm / 5"x10"

W S W34



SB Deep White



SB Greige



SB Mineral Grey



SB Coral



SB Fern




SB Royal Green



SB Peacock Blue



SB Ebony



SB Coral  
SB Deep White







**SB Ebony**  
**Fayenza Square Ebony**

◀ **SB Blush Matt**

*Floor Tiles: **Solid** Chalk S & Basalt XS*



SB Sage Matt  
Grace Sage Matt

SB Greige  
Fayenza Greige ▶

Floor Tiles: Bejmat Square Tan Matt



SWEET BARS



SB Indigo Gloss

◀ SB Grey Matt

Floor Tiles: Contempo Strip Oak  
(Love Affairs Collection)

SB Sand Matt ▶  
Grace Sand Matt





SB Biscuit Matt

SB Tan Matt ▶  
SB Teal Gloss





DB Deep White

SB Teal Matt  
◀ Floor Tiles: Color Drops Off White



SB Berry Matt

SB Mineral Grey ▶

Floor Tiles: Concrete Strip Ash Grey  
(Love Affairs Collection)




SWEET BARS





SB Fern ▶




SB Honey Gloss

Floor Tiles: **Bejmat** Square Tan

◀ SB Peacock Blue

Floor Tiles: **Tesseræ** Play Blanc



SB White Gloss

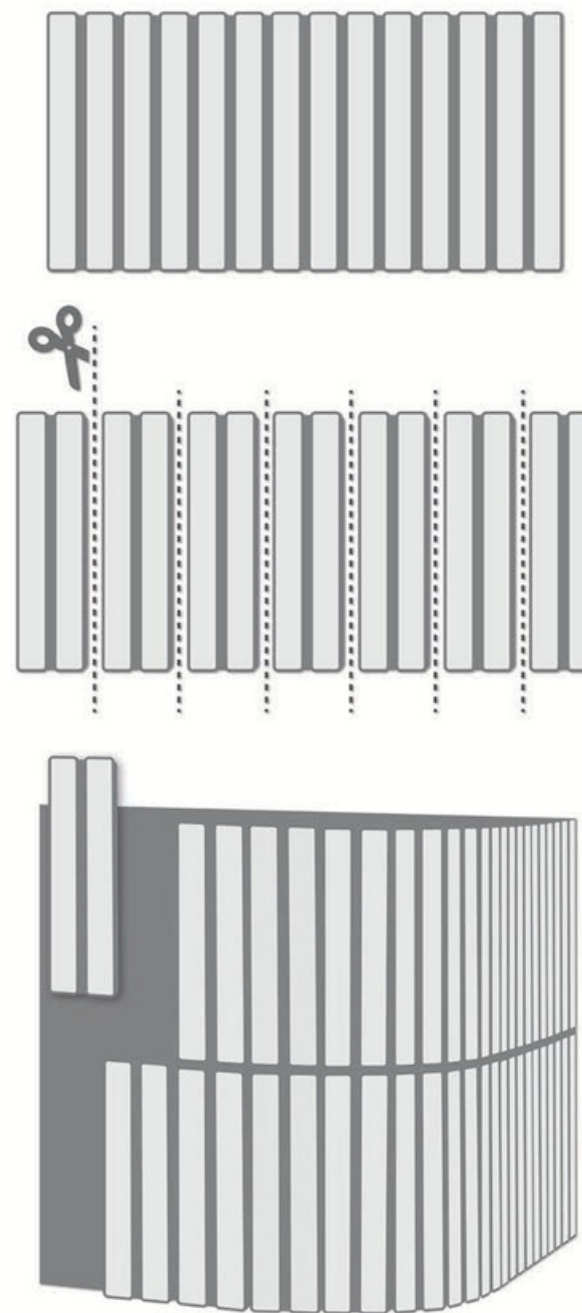


SB Olive Gloss



POINT & DUSH







### HOW TO CREATE ROUNDED CORNERS



SWEET BARS

◀ SB Royal Green  
Fayenza Square Royal Green







			KG 	M2 		M2 
Modelo	Formato (cm)	Piezas / Caja	Kg / Caja	m2 / Caja	Cajas / Palet	m2 / Palet
SB (PORCELAIN	11,6X11,6 cm	30	9,073 kg	0,400	95	38,000
BODY) SB (WHITE	12,5x25 cm	14	7,246 kg	m2	138	m2
BODY)				0,438		60,444
				m2		m2

			LB 	FT2 		FT2 
Model	Format (in)	Pieces / Box	Lb/ box	sq ft /	Boxes / Pallet	sq ft / Pallet
SB (PORCELAIN	4.6"x4.6"	30	20.002 lb	Box	95	409.07 ft2
BODY) SB (WHITE	5"x10"	14	15.974 lb	4.306 ft2	138	650.67 ft2
BODY)				4.715 ft2		

MODEL / MODELO	PRICE CODE / CODIGO TARIFA
SB BISCUIT MATT	W34
SB TAN MATT	W34
SB WHITE GLOSS	W34
SB TURQUES	W41
GLOSS SB HONEY	W41
GLOSS	W41
SB OLIVE GLOSS	W41
SB TEAL GLOSS	W41
SB INDIGO GLOSS	W41
SB WHITE MATT	W34
SB SAND MATT	W34
SB GREY MATT	W34
SB BLUSH MATT	W34
SB SAGE MATT	W34
SB TEAL MATT	W34
SB BERRY MATT	W34
SB DEEP WHITE	W34
SB GREIGE	W34
SB MINERAL GREY	W34
SB CORAL	W34
SB FERN	W34
SB ROYAL GREEN	W34
SB PEACOCK BLUE	W34
SB EBONY	W34









**Porcelain tiles with water absorption B Ia ≤ 0,5% for interior and exterior floors and walls.**

Baldosas cerámicas prensadas en seco con absorción de agua B Ia ≤ 0,5% para suelos y paredes interiores y exteriores.

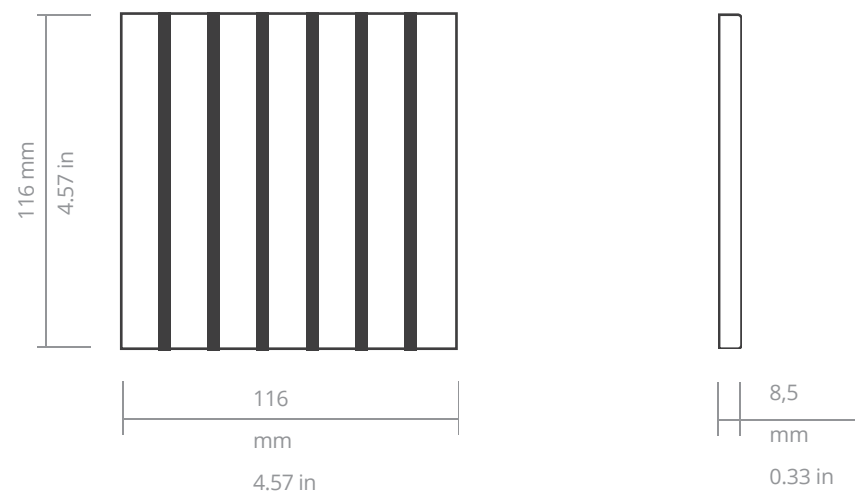
FEATURES / CARACTERÍSTICAS	SPECIFICATION / ESPECIFICACIÓN	NORMA
 Dimensional Features	116 mm +/- 0,6% x 116 mm +/- 0,6% x 8,5mm +/- 5%	UNE-EN ISO 10545-2:1998
 Water absorption	≤ 0,5%	UNE-EN ISO 10545-3:1997
 Modulus of rupture and breaking strength	Minimum 35 N/mm <sup>2</sup> Individual Minimum 32 N/mm <sup>2</sup>	UNE-EN ISO 10545-4:2012
 Crazing resistance	Pass	UNE-EN ISO 10545-11:1997
 Household products resistance	GA	UNE-EN ISO 10545-13:1998
 Chemical resistance	GHA (Matt & White Gloss) GLB (Gloss) GHB (Gloss)	UNE-EN ISO 10545-13:1998
 Stain resistance	5	UNE-EN ISO 10545-14:1998
 Porcelain Body	-	

**Technical features for Dry-Pressed ceramic tiles with water absorption BIII (Eb >10%)**

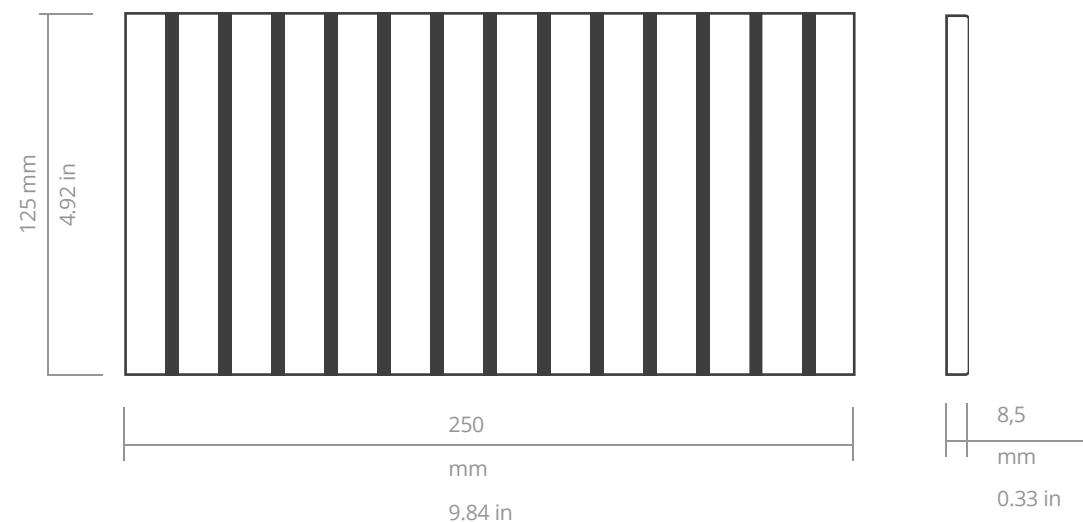
Características técnicas para las baldosas cerámicas prensadas en seco del grupo BIII (Eb >10%)

FEATURES / CARACTERÍSTICAS	SPECIFICATION / ESPECIFICACIÓN	NORMA
 Dimensional Features	125 mm +/- 0,75 mm x 250 mm +/- 0,75mm	UNE-EN ISO 10545-2:1998
 Water absorption	>10%	UNE-EN ISO 10545-3:1997
 Modulus of rupture and breaking strength	Thickness ≥ 7,5 mm mínimo 12N/mm <sup>2</sup> Thickness < 7,5 mm mínimo 15 N/mm <sup>2</sup>	UNE-EN ISO 10545-4:2012
 Crazing resistance	Pass	UNE-EN ISO 10545-11:1997
 Household products resistance	GA	UNE-EN ISO 10545-13:1998
 Chemical resistance	GHA	UNE-EN ISO 10545-13:1998
 Stain resistance	5	UNE-EN ISO 10545-14:1998
 White Body	-	

**Porcelain Body**



**Ceramic Tiles (white body)**



**WARNING! ¡ATENCIÓN!**

The size of the piece may vary depending on the colour. We do not recommend using compositions that mix different colours.  
 El tamaño de la pieza puede variar dependiendo del color. No recomendamos utilizar composiciones que mezclen diferentes colores.

**WAREHOUSING**

In order to guarantee the characteristics of the finish the product must be kept in its original packaging until the time of fixing. If the product is likely to be stored for a long period of time it should be suitably covered.

**TILE FIXING**

To ensure the products adhere correctly to the surface, it is essential to use specific adhesive and grouting material. This must also be suitable for the environment they will have to withstand. Fitting with traditional mortars does not ensure good adhesion.

Due to the nature of the material there may be dimensional variations between pieces. Therefore, all types of joints must be planned and carried out correctly: structural, perimeter, expansion and installation joints. Fitting tiles without joints is not advisable from any technical point of view as this may lead to various problems. For an optimal result we advise to use 1,5 mm (0.06") grout.

**MAINTENANCE AND CLEANING**

Once the materials have been fitted, it is advisable to remove any remaining adhesive and grouting material by using a commercial descaling product designed especially, diluted with water. The descaling product must not remain in contact with the surface to be cleaned for more than 5 minutes.

As a general guideline, powder detergents should not be used, not wire wool or abrasive materials. Generally a sponge will be sufficient with warm water and liquid neutral soap. Then rinse with plenty of clean water.

**WARNING!**

Due to the glaze specifications of colours: SB Turques Gloss, SB Honey Gloss, SB Olive Gloss, SB Teal Gloss and SB Indigo Gloss; It is strongly recommended to avoid using these products on kitchen countertops or any other surface where the tiles might be in contact with food.

**ALMACENAMIENTO**

Para garantizar las características de su acabado, el producto debe mantenerse en su embalaje original hasta el momento de la colocación. Si el producto va a permanecer almacenado durante un largo periodo es conveniente hacerlo bajo cubierta.

**COLOCACIÓN**

Para garantizar una buena adhesión al soporte es necesaria la utilización de materiales de agarre y de rejuntado adecuados al ambiente al que vayan a estar sometidos. La colocación con morteros tradicionales no garantiza una buena adhesión.

Debido a la naturaleza del material pueden existir diferencias dimensionales entre piezas. Por ello deberán planificarse y ejecutarse correctamente todo tipo de juntas: estructurales, perimetrales, de dilatación y de colocación. La colocación sin juntas es desaconsejable desde cualquier punto de vista técnico, pudiendo ser el origen de diversas patologías. Para un resultado óptimo recomendamos usar 1,5 mm de junta.


**MANTENIMIENTO Y LIMPIEZA**

Finalizada la puesta en obra se recomienda eliminar los restos de materiales de agarre y rejuntado con un desincrustante comercial diseñado expresamente para baldosas cerámicas, rebajado con agua, permaneciendo en contacto con la superficie a limpiar no más de 5 minutos.

Como norma general no deben utilizarse detergentes en polvo ni estropajos metálicos o abrasivos. Generalmente será suficiente con una esponja, agua tibia y un jabón líquido neutro. Posteriormente aclarar con abundante agua limpia.

**¡ATENCIÓN!**

Debido a las características de los colores SB Turques Gloss, SB Honey Gloss, SB Olive Gloss, SB Teal Gloss and SB Indigo Gloss; se recomienda encarecidamente evitar el uso de estos productos en encimeras de cocina o cualquier otra superficie donde los azulejos toquen directamente los alimentos.



EST 1967  
**FACINGS**  
OF AMERICA

[facingsofamerica.com](http://facingsofamerica.com)