



GRACE

EST 1967
FACINGS
OF AMERICA

GRACE

What are nowadays buyers searching for?
Affinity? Functionality? Harmonization? Freshness?

Grace collection is diversity in colour.
Is Oval and Rectangular.
Is the chance to shape your view.

As the main characters, translucent crystalline deep glazes
and the smoothest mats which do not reflect any light.

look at things from a different perspective !



Grace

7,5x30 cm / 3"x12"



Sand Matt

Sand Gloss




White Matt

White Gloss



Berry Matt

Berry Gloss



Blush Matt

Blush Gloss



Teal Matt

Teal Gloss



Sage Matt

Sage Gloss



Grey Matt

Grey Gloss

Grace O

7,5x30 cm / 3"x12"



White Matt

White Gloss



Sand Matt

Sand Gloss



Blush Matt

Blush Gloss



Berry Matt

Berry Gloss



Sage Matt

Sage Gloss



Teal Matt

Teal Gloss



Grey Matt

Grey Gloss

ROUNDED EDGE
1,1x30 cm / 0.43"x12"



Available in all Colours / Disponible en todos los colores

GRACE Blush Matt & Gloss
GRACE White Matt & Gloss
Floor tiles: Love Affairs Collection



GRACE Sage Matt & Gloss
Floor tiles: Cement Collection





GRACE O Teal Matt
GRACE White Matt
Floor tiles: Six Collection



GRACE O Sage Matt
GRACE Teal Matt
Floor tiles: Flow Collection

GRACE & GRACE O Grey Matt
GRACE ROUNDED EDGE Grey
Matt Floor tiles: Drops Collection



GRACE Sand Matt & Gloss
Floor tiles: 60° Collection





GRACE O Berry Matt & Gloss
Floor tiles: Six Collection



GRACE O White & Sand & Sage Gloss
Floor tiles: Drops Collection





GRACE Teal Matt & Gloss
GRACE Blush Matt & Gloss
Floor tiles: Flow Collection



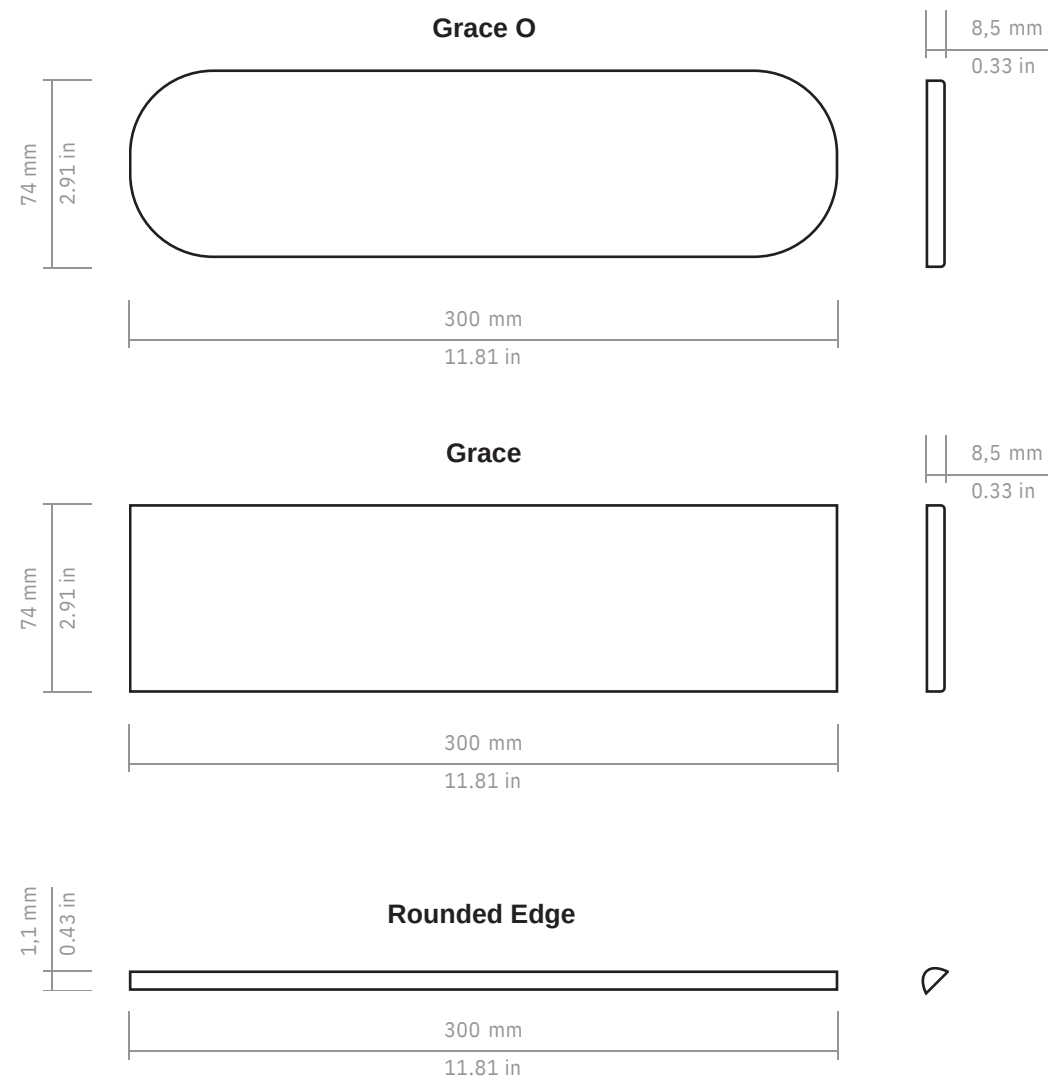
GRACE O Berry Matt
GRACE Blush Matt
Floor tiles: Cement Collection

GRACE O & GRACE Teal Matt
Floor tiles: Drops Collection



GRACE O White Gloss





BEFORE INSTALLING THE PRODUCT

The surface where the product is being installed must be clean and level. It is recommended that the layout of the product is prepared before the final installation. Make sure you choose an adhesive apt for the area where the product is being installed. For installation on porous surfaces we recommend: Kerakoll Special® Eco, and for Non-porous surfaces: Kerakoll serie H40® Eco.

The choice of quality grouting mortar is crucial. We recommend Kerakoll Fugabella® Color. (www.kerakoll.com)

TO ENHANCE YOUR WOW PRODUCT

In order to obtain the maximum WOW effect, use 1 mm - 0.039 in spacers between the tiles to maintain an even installation over the whole surface. The colour of the grout should be as close as possible to the colour of your product. Once the area has been grouted, and before the grout dries, remove any excess material with a damp sponge.

MAINTENANCE

Maintenance free. Easy and practical to care for, due to the high standard of technical characteristics in each WOW ceramic product. Avoid abrasive or acidic cleaning products. It is recommended to clean with clear water.

ANTES DE LA COLOCACIÓN

Preparar la superficie sobre la que se va a colocar tu producto WOW. Debe estar limpia y aplomada. Se recomienda plantear la colocación, previo a su instalación. Elegir el material de agarre en función de las características de la superficie. Se recomienda para colocación general en superficies porosas: Kerakoll special® Eco. y para superficies no porosas como el pladur: kerakoll serie H40® Eco.

Es importante la elección de un material de rejunte de calidad. WOW recomienda utilizar el material de rejunte Kerakoll fugabella® Color (www.kerakoll.com), cuyas características son especialmente adecuadas para este revestimiento.

PARA ENSALZAR EL ASPECTO DE TU PRODUCTO WOW








Se recomiendan separadores de 1 mm para colocar las piezas y conseguir de esta forma un aspecto WOW óptimo. También es aconsejable que el color de rejuntado sea similar al color del producto elegido. Una vez rejuntado el producto, y antes de que se endurezca, retirar el material sobrante de rejuntado con una esponja mojada en agua.


MANTENIMIENTO

Práctico y sencillo de limpiar, dadas las excelentes características técnicas del producto WOW, tan sólo es necesario un cuidado rutinario, evitando la utilización de productos abrasivos o ácidos. Se recomienda limpiar exclusivamente con agua limpia.

Modelo	Formato (cm)	Piezas / Caja	Kg / Caja	m2 / Caja	Cajas / Palet	m2 / Palet
GRACE GLOSS	7,5x30	20	6,951	0,444	132	58,608
GRACE MATT	7,5x30	22	7,116	0,488	132	64,416
GRACE O GLOSS	7,5x30	20	6,697	0,444	132	58,608
GRACE O MATT	7,5x30	22	6,727	0,488	132	64,416
ROUDED EDGE	1,1x30	10	0,394	3,005 m	230	691,15 m

Model	Format (in)	Piezas / Box	Lb/	sq ft / Box	Boxes / Pallet	sq ft / Pallet
GRACE GLOSS	3"x12"	20	box	4.779	132	630.828
GRACE MATT	3"x12"	22	15.324	5.253	132	693.396
GRACE O GLOSS	3"x12"	20	15.688	4.779	132	630.828
GRACE O MATT	3"x12"	22	14.764	5.253	132	693.396
ROUDED EDGE	0.43"x12"	10	14.831	9.859 ft	230	2267.57 ft
			0.869			

TECHNICAL FEATURES FOR DRY-PRESSED CERAMIC TILES WITH WATER ABSORPTION BIII (E) CARACTERÍSTICAS TÉCNICAS PARA LAS BALDOSAS CERÁMICAS PRENSADAS EN SECO CON ABSORCIÓN DE AGUA BIII (E)			
FEATURES / CARACTERÍSTICAS	SPECIFICATION / ESPECIFICACIÓN	NORMA	
 Dimensional Features	(W 74 mm +/- 0,75 mm x 300 mm +/- 0,5 %) GL	UNE-EN ISO 10545-2:1998	
 Water absorption	>10%	UNE-EN ISO 10545-3:1997	
 Modulus of rupture and breaking strength	Minimum 15 N/mm2 Individual Minimum 12 N/mm2	UNE-EN ISO 10545-4:2012	
 Crazing resistance	Pass	UNE-EN ISO 10545-11:1997	
 Household products resistance	GA	UNE-EN ISO 10545-13:1998	
 Chemical resistance	GHA	UNE-EN ISO 10545-13:1998	
 Stain resistance	5	UNE-EN ISO 10545-14:1998	



— EST 1967 —
FACINGS
— OF AMERICA —

Brought to you by
— EST 1967 —
FACINGS
— OF AMERICA —

Designed by
WOW