




LUNA BRUSHED & ECLIPSE BRUSHED

COLORS




NEBULA BRUSHED 24\"X48\"




ASTRA BRUSHED 24\"X48\"




LUNA BRUSHED 24\"X48\"



ECLIPSE BRUSHED 24\"X48\"



STRATA BRUSHED 24\"X48\"



BLISS BRUSHED 24\"X48\"

Galaxy is an elevated approach to marble-look porcelain offering an assortment of color and pattern as vast as the heavens. The striking depth and luscious finish bring elegant drama to both residential and commercial interior and exterior environments.

ADDITIONAL SIZES

12"X24" NATURAL & BRUSHED
 24"X24" NATURAL & BRUSHED
 32"X32" NATURAL & BRUSHED (ECLIPSE & LUNA)
 32"X32" GRIP (LUNA)
 24"X48" NATURAL
 48"X48" NATURAL & BRUSHED
 7MM 48"X102" BRUSHED (ECLIPSE, NEBULA & ASTRA)
 20MM 32"X32" GRIP (ECLIPSE)

SPECIALTY

2"X24" TRIM NATURAL
 12"X12", 2"X2" MOSAIC NATURAL
 12"X13" SKILL MOSAIC NATURAL & BRUSHED MIX
 9"X12" FASHION MOSAIC BRUSHED
 13"X47" STAIR TREAD WITH PROFILE NATURAL & BRUSHED
 13"X47" STAIR TREAD CORNER NATURAL & BRUSHED
 20MM 16"X32" STAIR & CORNER WITH SQUARE EDGE GRIP
 20MM 16"X32" STAIR & CORNER WITH BN EDGE GRIP

APPLICATIONS

INTERIOR & EXTERIOR FLOORS & WALLS
 STEAM SHOWERS
 POOLS & SPAS

FLOOR TILES	CLASSIFICATION IN ACCORDANCE WITH EN 14411 ANNEXE G B Ia UGL				
FORMAT	RECTIFIED PORCELAIN				
NUMBER OF FACES	ECLIPSE: 24	NEBULA: 20	ASTRA: 20	LUNA: 16	
ACTUAL DIMENSIONS	23.62"X47.24" (24"X48")				
THICKNESS	9MM				
PHYSICAL-CHEMICAL PROPERTIES	STANDARD OF TEST	REQUIREMENTS	AVERAGE RATING		
WATER ABSORPTION	ISO 10545-03	≤ .5%	CONFORMS		
RESISTANCE TO BENDING	ISO 10545-04	> 35N/MM ²	CONFORMS		
BREAKING STRENGTH	ISO 10545-04	> 1300 N	> 2500 N		
DEEP SCRATCH RESISTANCE	ISO 10545-06	< 145 MM ³	< 109 MM ³		
THERMAL SHOCK RESISTANCE	ISO 10545-09	PASS ACCORDING TO EN ISO 10545-1	CONFORMS		
CHEMICAL RESISTANCE	ISO 10545-13	CLASS UB MIN (UGL)	GLA/GHA CONFORMS		
FROST RESISTANCE	ISO 10545-12	PASS ACCORDING TO EN ISO 10545-1	CONFORMS		
STAIN RESISTANCE	ISO 10545-14	CLASS 3 MIN	CLASS 5		
		AVERAGE VALUE			
SKID RESISTANCE	STANDARD OF TEST	INTERNATIONAL VALUE	NATURAL	BRUSHED	GRIP
	DM. 23689 BCRA	> 0.40	> 0.40	N/A	> 0.40
	ANSI A 137.1	WET DCOF > 0.42	> 0.42	> 0.42	> 0.42
	DIN 51130	N/A	R10	N/A	R11
	DIN 51097	N/A	A+B, A+B MOSAICO, 4.7X4.7	N/A	A + B + C
	BS 7976 PTV ≥ 36° LOW SLIP RISK	N/A	≥ 36 Dry	N/A	≥ 36 Dry
AS 4586	N/A	≥ 36 Wet	N/A	≥ 36 Wet	
USE CLASSIFICATION			CLASS P3	N/A	CLASS P4
			HEAVY TRAFFIC	MEDIUM TRAFFIC	HEAVY TRAFFIC

PLEASE VIEW ACTUAL MATERIAL BEFORE MAKING YOUR SELECTION, AS PRINTED IMAGES ARE ONLY REPRESENTATIVE OF THIS PRODUCT'S BEAUTY. SHADE VARIATION IS TO BE EXPECTED.