



FAYENZA

— EST 1967 —

FACINGS

OF AMERICA

FAYENZA

We believe that every surface is a potential artistic expression. Fayenza is our more translucent creation, showcasing the fluidity and beauty of crystalline glazes. Backed with the ancient inherited expertise of our ceramists and design oriented background, each colour version has been carefully developed in the perfect environment and breeding ground, to express our vision of tiles excellence.

Fayenza ´ Soul is full of iconic glazings that elevate and glow. Discover our hidden gems...

--

Creemos que toda superficie es una expresión artística en potencia. Fayenza es nuestra creación más translúcida, que muestra la fluidez y belleza de los esmaltes cristalinos. Respaldados por la experiencia ancestral heredada por nuestros ceramistas y nuestra orientación al diseño, cada versión de color se ha desarrollado cuidadosamente en el entorno perfecto.

El alma de Fayenza está llena de esmaltes icónicos que la ensalzan y hacen brillar. Descubre nuestras joyas ocultas...

— EST 1967 —
FACINGS
— OF AMERICA —

01. SIZES, COLOURS AND FINISHES / FORMATOS, COLORES Y ACABADOS	<i>pag. 4</i>
02. GET INSPIRED / INSPIRATE	<i>pag. 6</i>
03. PACKING	<i>pag. 32</i>
04. TECHNICAL FEATURES / CARACTERÍSTICAS TÉCNICAS	<i>pag. 33</i>
05. PRICE CODE CÓDIGO DE TARIFA	<i>pag. 33</i>
06. TECHNICAL DRAWINGS / DIBUJOS TÉCNICOS	<i>pag. 34</i>
07. RECOMMENDATIONS / RECOMENDACIONES	<i>pag. 35</i>



FAYENZA
6,2x12,5 cm / 2.5"x5"
W18



FAYENZA BELT
6,2x12,5 cm / 2.5"x5"
W21



FAYENZA SQUARE
12,5x12,5 cm / 5"x5"
W14



FAYENZA ROUNDED EDGE *
1,1x12,5 cm / 0.43"x5"
WS3



* Available in all Fayenza Colours
* Disponible en todos los colores de Fayenza



Fayenza Ebony - 33,3%
Fayenza Square Ebony -
66,6% **Fayenza Belt** Ebony

Fayenza Deep White - 33,3%
Fayenza Square Deep White - 66,6%
Bar: **Fayenza Fern**
Fayenza Belt Fern

Floor Tiles: **Bejmat Square** Biscuit
(Bejmat Collection)





Fayenza Square Deep White, Peacock Blue & Greige
Fayenza Belt Mineral Grey, Coral

- ◀ **Fayenza Square** Coral
- Fayenza Rounded Edge** Coral

Floor Tiles: **Play** Board Duna (Tesserae Collection)



Fayenza Belt Ebony ▶
Fayenza Rounded Edge Ebony

*Floor Tiles: Like Blanc & Grana Plus
(Tesseræ Collection)*




Fayenza Mineral Grey - 66,6%
Fayenza Square Mineral Grey - 33,3%
Fayenza Rounded Edge Mineral Grey

*Floor Tiles: **Play Board** Duna (Tesseræ Collection)*



Fayenza Peacock Blue - 33,3%
Fayenza Square Peacock Blue - 66,6%



Fayenza Coral, Mineral Grey & Peacock Blue
Fayenza Belt Coral, Mineral Grey & Peacock Blue

Fayenza Mineral Grey - 50% ▶
Fayenza Square Mineral Grey - 50%





Fayenza Royal Green
Fayenza Rounded Edge Royal Green

Floor Tiles: Concrete Strip Light
(Love Affairs Collection)

◀ **Fayenza Fern**
Fayenza Rounded Edge Fern

Floor Tiles: Suit Ona (Tesserae Collection)



Fayenza Square Greige
Fayenza Belt Greige
Fayenza Rounded Edge Greige

*Floor Tiles: **Play One, Two & All** Duna (Tesseræ Collection)*

Fayenza Ebony - 33,3%
Fayenza Square Ebony - 66,6%
Fayenza Greige


*Floor Tiles: **Like** Grana Plus
(Tesseræ Collection)*





◀ **Fayenza** Peacock Blue
Fayenza Belt Peacock Blue
Fayenza Rounded Edge Peacock Blue
 Floor Tiles: **Play** Blanc (Tesserae Collection)

Fayenza Deep White
Fayenza Belt Deep White
 Floor Tiles: **Play One, Two & All** Mar
 (Tesserae Collection)



Fayenza Belt Mineral Grey, Greige & Deep White

Fayenza Mineral Grey ▶
Fayenza Square Mineral Grey
Fayenza Belt Mineral Grey





◀ **Fayenza Peacock Blue**
Fayenza Square Deep White

*Floor Tiles: **Play Board** Mar (Tesseræ Collection)*

Fayenza Greige
Fayenza Rounded Edge Greige

*Floor Tiles: **Tanka** Graphite
 (Ensō Collection)*




Fayenza Deep White & Mineral Grey
Fayenza Square Deep White &
Coral

Fayenza Coral ▶
Fayenza Square Coral
Fayenza Belt Coral





Fayenza Royal Green ▶
Floor Tiles:
Suit Blanc & Moss (Tesseræe Collection)



Fayenza Fern
Fayenza Square Ebony
Fayenza Belt Fern

◀ Fayenza Square Fern
Floor Tiles: Suit Blanc & Moss (Tesserae Collection)

			KG 	M2 		M2 
Modelo	Formato (cm)	Piezas / Caja	Kg / Caja	m2 / Caja	Cajas / Palet	m2 / Palet
FAYENZA	6,2x12,5	64	8,17	0,500	102	51
FAYENZA BELT	6,2x12,5	56	8,29	0,438	102	44,676
FAYENZA SQUARE	12,5x12,5	32	8,17	0,494	102	50,388
FAYENZA ROUDED EDGE	1,1x12,5	10	0,21	1,24 m	200	248 m

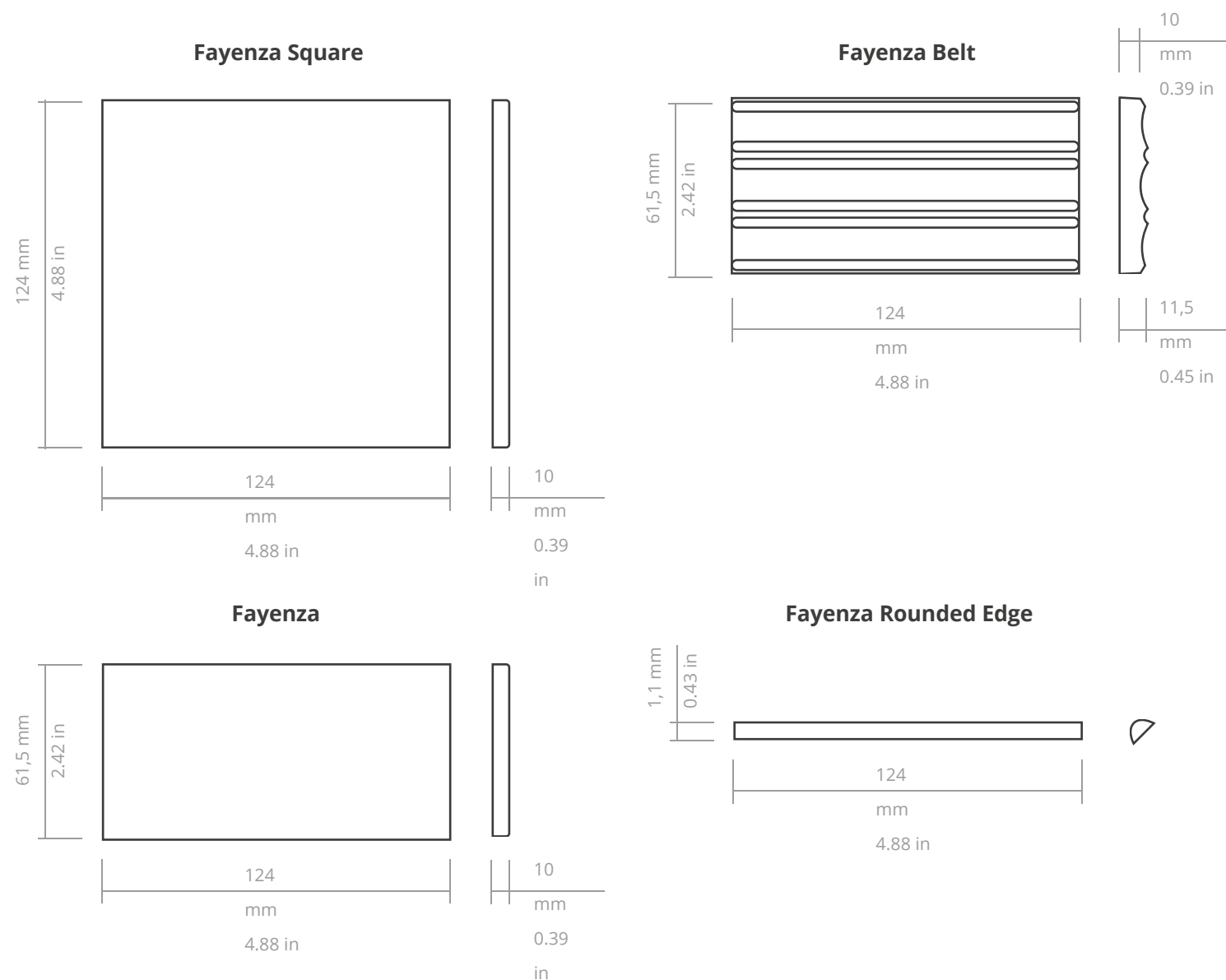
			LB 	FT2 		FT2 
Model	Format (in)	Pieces / Box	Lb/ box	sq ft / Box	Boxes / Pallet	sq ft / Pallet
FAYENZA	2.5"x5"	64	18.01	5.382	102	548.964
FAYENZA BELT	2.5"x5"	56	18.28	4.715	102	480.930
FAYENZA SQUARE	5"x5"	32	18.01	5.317	102	542.334
FAYENZA ROUDED EDGE	0.43"x5"	10	0.46	4.068 ft	200	813.6 ft

TECHNICAL FEATURES FOR DRY-PRESSED CERAMIC TILES WITH WATER ABSORPTION BIII (E
 b > 10%)
 CARACTERÍSTICAS TÉCNICAS PARA LAS BALDOSAS CERÁMICAS PRENSADAS EN SECO CON ABSORCIÓN DE AGUA BIII (E
 b > 10%)

FEATURES / CARACTERÍSTICAS	SPECIFICATION / ESPECIFICACIÓN	NORMA
 Dimensional Features	(W 124 mm +/- 0,5% x 124 mm +/- 0,5%) GL (W 61,5 mm +/- 0,75 mm x 124 mm +/- 0,5%) GL	UNE-EN ISO 10545-2:1998
 Water absorption	>10%	UNE-EN ISO 10545-3:1997
 Modulus of rupture and breaking strength	Minimum 15 N/mm2 Individual Minimum 12 N/mm2	UNE-EN ISO 10545-4:2012
 Crazing resistance	Pass	UNE-EN ISO 10545-11:1997
 Household products resistance	GA	UNE-EN ISO 10545-13:1998
 Chemical resistance	GHA	UNE-EN ISO 10545-13:1998
 Stain resistance	5	UNE-EN ISO 10545-14:1998

Price code

W18	W14	W21	WS3
Fayenza	Fayenza Square	Fayenza Belt	Fayenza Rounded Edge



WAREHOUSING

In order to guarantee the characteristics of the finish the product must be kept in its original packaging until the time of fixing. If the product is likely to be stored for a long period of time it should be suitably covered.

TILE FIXING

To ensure the products adhere correctly to the surface, it is essential to use specific adhesive and grouting material. This must also be suitable for the environment they will have to withstand. Fitting with traditional mortars does not ensure good adhesion.

Due to the nature of the material there may be dimensional variations between pieces. Therefore, all types of joints must be planned and carried out correctly: structural, perimeter, expansion and installation joints. Fitting tiles without joints is not advisable from any technical point of view as this may lead to various problems. For an optimal result we advise to use 1,5 mm (0.06") grout.

MAINTENANCE AND CLEANING

Once the materials have been fitted, it is advisable to remove any remaining adhesive and grouting material by using a commercial descaling product designed especially, diluted with water. The descaling product must not remain in contact with the surface to be cleaned for more than 5 minutes.

As a general guideline, powder detergents should not be used, not wire wool or abrasive materials. Generally a sponge will be sufficient with warm water and liquid neutral soap. Then rinse with plenty of clean water.

ALMACENAMIENTO

Para garantizar las características de su acabado, el producto debe mantenerse en su embalaje original hasta el momento de la colocación. Si el producto va a permanecer almacenado durante un largo periodo es conveniente hacerlo bajo cubierta.

COLOCACIÓN

Para garantizar una buena adhesión al soporte es necesaria la utilización de materiales de agarre y de rejuntado adecuados al ambiente al que vayan a estar sometidos. La colocación con morteros tradicionales no garantiza una buena adhesión.

Debido a la naturaleza del material pueden existir diferencias dimensionales entre piezas. Por ello deberán planificarse y ejecutarse correctamente todo tipo de juntas: estructurales, perimetrales, de dilatación y de colocación. La colocación sin juntas es desaconsejable desde cualquier punto de vista técnico, pudiendo ser el origen de diversas patologías. Para un resultado óptimo recomendamos usar 1,5 mm de junta.

MANTENIMIENTO Y LIMPIEZA

Finalizada la puesta en obra se recomienda eliminar los restos de materiales de agarre y rejuntado con un desincrustante comercial diseñado expresamente para baldosas cerámicas, rebajado con agua, permaneciendo en contacto con la superficie a limpiar no más de 5 minutos.

Como norma general no deben utilizarse detergentes en polvo ni estropajos metálicos o abrasivos. Generalmente será suficiente con una esponja, agua tibia y un jabón líquido neutro. Posteriormente aclarar con abundante agua limpia.

Brought to you by

EST 1967

FACINGS

OF AMERICA

Designed by

WOW