

The pure beauty of natural wood

WHISPER

PORCELAIN TILE



— EST 1967 —
FACINGS
—
OF AMERICA

01

COLLECTION CONCEPT


— Warm
Atmosphere



— Fine
Details



— Natural
Look



WHISPER

The feeling and uncontaminated beauty of natural wood in its most pure and authentic interpretation.

02

COLORS SIZES & FINISHES

WHISPER




Rectified Tile

— 2 Sizes



8"x40"

planks are perfectly balanced for any use.

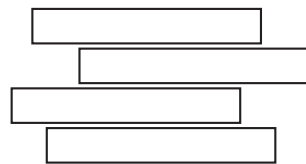


8"x40" CHEVRON

Chevron creates classically elegant surfaces.



— Decor



2.5"x19"

LISTELS MOSAIC




— Matte finish

The surface finish is pleasant to touch. A subtle texture, drawing inspiration from natural wood, increases the feeling of authenticity and realism.

— Color options

five natural colors

The palette of is extensive and offers the right solution for any style in both residential and commercial spaces.



BREEZE



ASH



SAND



FOREST



CHERRY

BREEZE

8"x40"



Floor _ 8"x40" BREEZE / Wall _ 2.5"x19" LISTELS MOSAIC FOREST

WHISPER



INSPIRED BY
TOP QUALITY
WOOD



BREEZE
8"x40"

Floor _ 8"x40" BREEZE / Wall _ 2.5"x19" LISTELS MOSAIC FOREST



WHISPER

— Porcelain
stoneware
by

BREEZE
8"x40"

Whisper is a top quality product, which is the result of cutting-edge technology and exclusive know-how. Resistance to fire, water, and wear makes Facings porcelain the best long-term decision for durability over time.

ASH

8"x40"



CUTTING-EDGE
TECHNOLOGY

Floor _ 8"x40" ASH _ 8"x40" CHEVRON ASH / Wall _ 8"x40" BREEZE _ BRICKMIX PLACE RUST



WHISPER

ASH
8"x40"

Floor _ 8"x40" ASH _ 8"x40" CHEVRON ASH / Wall _ 8"x40" BREEZE _ BRICKMIX PLACE RUST



Floor _ 8"x40" ASH _ 8"x40" CHEVRON ASH

SAND

8"x40"



Floor _ 8"x40" SAND _ 18"x36" ORIGIN CANYON / Wall _ 8"x40" SAND _ 8"x40" CHERRY

WHISPER



CAPTURING
NATURE'S
VARIETY



WHISPER

SAND
8"x40"

Floor _ 8"x40" SAND _ 18"x36" ORIGIN CANYON / Wall _ 8"x40" SAND _ 8"x40" CHERRY

SAND
8"x40"

— Natural Charm

The beauty of a material comes from meticulous design and care for details, the balance of the finished floor, the shades of color. This is Facings product culture.

FOREST

8"x40"



Floor _ 8"x40" FOREST / Wall _ 8"x40" SAND

WHISPER



WEAR-
RESISTANT,
EASY CLEANING



FOREST
8"x40"

Floor _ 8"x40" FOREST / Wall _ 8"x40" SAND

Soft and elegant lines

FOREST
8"x40"

CHERRY

8"x40"



Floor _ 8"x40" CHERRY _ 2.5"x19" LISTELS MOSAIC ASH / Wall _ 8"x40" ASH

WHISPER



CLEAR
NATURAL
DETAILS



WHISPER

CHERRY

8"x40"

Floor _ 8"x40" CHERRY _ 2.5"x19" LISTEL MOSAIC ASH / Wall _ 8"x40" ASH



WHISPER

CHERRY
8"x40"

— Everywhere

Whisper is suitable for floors and walls in both residential and commercial spaces. For outdoor environments, it is recommended as wall coverings.

FOREST

8"x40"



Floor _ 8"x40" FOREST _ 24"x24" ORIGIN DESERT / Wall _ 24"x24" ORIGIN BOULDER _ 3"x8" BRICK MOSAIC ORIGIN DESERT

WHISPER



WOOD
AND STONE
EFFECT

Warm and welcoming

FOREST
8"x40"

Floor _ 8"x40" FOREST _ 24"x24" ORIGIN DESERT / Wall _ 24"x24" ORIGIN BOULDER _ 3"x8" BRICK MOSAIC ORIGIN DESERT

BREEZE

Rectified




8"x40"



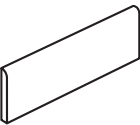
8"x40" CHEVRON

DECORS
Listels Mosaic



2.5"x19" listels on 10"x19" sheet

TRIMS



2.5"x20" Bullnose

ASH

Rectified




8"x40"



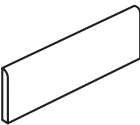
8"x40" CHEVRON

DECORS
Listels Mosaic



2.5"x19" listels on 10"x19" sheet

TRIMS



2.5"x20" Bullnose

SAND

Rectified




8"x40"



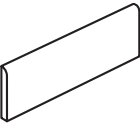
8"x40" CHEVRON

DECORS
Listels Mosaic



2.5"x19" listels on 10"x19" sheet

TRIMS




2.5"x20" Bullnose

FOREST

Rectified




8"x40"



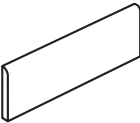
8"x40" CHEVRON

DECORS
Listels Mosaic



2.5"x19" listels on 10"x19" sheet

TRIMS



2.5"x20" Bullnose

CHERRY

Rectified




8"x40"



8"x40" CHEVRON

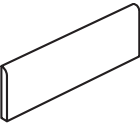
DECORS

Listels Mosaic



2.5"x19" listels on 10"x19" sheet

TRIMS



2.5"x20" Bullnose

Porcelain Stoneware

Floor

Wall

V2
Slight Variation

DCOF compliant

Thickness 3/8" (9mm)

Rectified Tile

NO V.O.C

Frost Proof

Low water absorption (<0,5%)

Made in USA

COLORED-BODY PORCELAIN TILES - RECTIFIED, ONE CALIBER

Colored-body porcelain stoneware tiles are produced minimizing the color difference between the glaze and the body. Nevertheless, the design is visible only on the surface.

	8"x40" 203x1016 MM	8"x40" 203x1016 MM Chevron	2.5"x20" Bullnose
Breez	•	•	•
e Ash	•	•	•
Sand	•	•	•
Forest	•	•	•
Cherr	•	•	•

● Matt, Rectified, One caliber

DECORS Available in all colors

Listels Mosaic

2.5"x19" listels on 10"x19" sheet

PACKAGING

SIZE	BOX	PALLET									
INCHES	MM	PCS	SURFACE (SQFT)	SURFACE (SQM)	WEIGHT (LBS)	WEIGHT (KG)	BOXES	SURFACE (SQFT)	SURFACE (SQM)	WEIGHT (LBS)	WEIGHT (KG)
8"x40"	203x1016	6	12.92	10.33	~56.88	~25.8	36	465	43.2	~2047.63	~928.8
8"x40" Chevron	203x1016	2 sheets	1.58	0.96	~43.39	~19.68	30	310	28.8	~1301.60	~590.4
Listels Decor (2.5"x19" listels on 10"x19" sheet)	Listels decor (63,5x483 listels on 254x483 sheet)			0.24	~10.58	~4.8	54	139.5	12.96	~571.43	~259.2

V0

Very Uniform appearance. Pieces of the same shade value are very uniform and smooth in texture. They can be measured for small color differences and are in compliance with the color uniformity requirements of tables 6-10 (ANSI A137.1-2012)

V1

Uniform Appearance. Differences among pieces from the same production run are minimal.

V2

Slight Variation. Clearly distinguishable texture and/or pattern within similar colors.

V3

Moderate Variation. While the colors and/or textures present on a single piece of tile will be indicative of the colors and/or texture to be expected on the other tiles, the amount of colors and/or texture on each piece may vary significantly. It is recommended that the range be viewed before selection.

V4

Substantial Variation. Random color and/or texture differences from tile to tile, so that one tile may have totally different colors and/or textures from that on other tiles. Thus, the final installation will be unique. It is recommended that the range be viewed before selection.

For information about installation and cleaning of this product, please consult our general catalogue. Color reproductions may vary from actual products.

Manufacturer reserves the right to modify the products illustrated in this catalogue for reasons of production or to improve quality. Samples are purely indicative. Packaging and weights may vary for production reasons. Contact our sales department when ordering. In case of running pattern installation, Facings recommends a maximum 33% offset.

Manufacturer warrants that our products meet or exceed the requirements of ANSI, specification ANSI A137.1: 2012, as shown in our Tile Performance Data sheets.

44



SUSTAINABLE MIND



Maximum concern for the environment



From our plant ...

The brand new production facilities in the USA are built in compliance with the most stringent standards in term of environmental protection, safety of workers and reduction of energy consumption.

to your project.

By choosing this product, the end user will be sure to purchase **durable, safe and green floor and wall tiles**: being extremely durable, they do not call for any chemical treatment, varnish or special detergent. They do not release dust or other substances, even when subject to high pedestrian traffic.



WHISPER



HPD
(Health Product Declaration®)

The Health Product Declaration (HPD) Open Standard provides for the disclosure of product contents and potential associated human and environmental health hazards.



LEED
(Leadership in Energy
and Environmental
Design)

Product manufacturer is a member of US Green Building Council (USGBC).

The LEED program, promoted by the USGBC, is the most widely used green building rating system in the world. Available for virtually all building, community and home project types, LEED provides a framework to create healthy, highly efficient and cost-saving green buildings.



TILE PERFORMANCE DATA

COLORED-BODY PORCELAIN TILES - RECTIFIED
Classification in accordance with ANSI A137.1: 2012 (P1 class).

	TECHNICAL FEATURE	ASTM	VALUE REQUIRED ANSI A 137.1-2012	FACINGS AVERAGE VALUE
	Facial dimension	ASTM C-499	± 0,25% or ± 0,03 in	In accordance to ANSI A 137.1-2012
	Wedging	ASTM C-502	± 0,25% or ± 0,03 in	
	Warpage diagonal	ASTM C-485	± 0,4% or ± 0,07 in	
	Warpage edge	ASTM C-485	± 0,4% or ± 0,05 in	
	Thickness	ASTM C-499	RANGE: 0,040 inch max (1 mm)	In accordance to ANSI A 137.1-2012
	Water absorption	ASTM C-373	≤ 0,5%	Passed “impervious tiles” Class P1
	Breaking strength	ASTM C-648	≥ 250 lbs (≥1113 N)	≥400 lbs
	Freeze thaw	ASTM C-1026	No damages	In accordance
	Chemical resistance	ASTM C-650	As reported	Unaffected
	MOHS hardness			6
	Dynamic Coefficient of Friction*		0,42	In accordance

WHISPER
PORCELAIN TILE

Average values referred to the last two years of production and related to the matte finish of the product.
Values relate to the matte finish of the product and to tests carried out by certified external laboratories, whose results are available upon request.
Be sure to use the same caliber tiles. Color reproductions may vary from actual products.
* Due to the intrinsic nature of porcelain stoneware tiles, please note that the coefficient of friction may vary within the same production lot or from one production lot to the other. Facings products can become slippery when wet. We recommend to always keep the surface dry.

WHISPER
PORCELAIN TILE



— EST 1967 —

FACINGS

— OF AMERICA —