


NATURE

— THE NATIVE SOUL OF WOOD



MADE IN USA



— EST 1967 —

FACINGS

OF AMERICA



THE NATIVE SOUL OF WOOD

Simplicity and beauty stand out through Nature surfaces. An original wood look obtained by the pickled wood that gives a slightly lighter color to the veins and faces. The deep soul of this pure and exclusive look dresses every space with a warm and cozy atmosphere.

— EST 1967 —

FACINGS

OF AMERICA

RANGE. COLORS, SIZES & DECORS.

COLOR-BODY PORCELAIN TILES - RECTIFIED MATTE FINISH

The deep and warm colors of Nature are available in the original 8"x40" wood plank size, enhanced by the 8"x40" chevron and a stave mosaic. A simple, yet refined proposal, designed for all those who love the natural soul of this modern look.

Birch



Maple



Pine



Chestnut



8"x 40"




Birch
Maple
Pine
Chestnut

8"x 40" CHEVRON



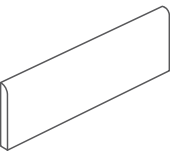
Birch
Maple
Pine
Chestnut

DECORS



1.18"x40" stave
on 8"x40"
sheet
Birch
Maple
Pine
Chestnut

TRIMS



2.5"x20" Bullnose

Birch
Maple
Pine
Chestnut

Available upon request



Floor: Maple 8"x40"

NATURE

MAPLE

— CANDID SPIRIT, CHARMING ENVIRONMENT





Floor: Maple 8"x40"



Wall: Maple Stave 1.18"x40"
Floor: Maple 8"x40"

MAPLE



CHESTNUT

DEEP COLORS, CHIC LIFESTYLE



Floor: Chestnut 8"x40"

Wall: Anima Futura Golden White lucidato 48"x109"



Floor: Chestnut Chevron 8"x40"



Floor: Chestnut 8"x40"

CHESTNUT



BIRCH

— PURE NUANCES, TENDER MOOD

Floor: Birch 8"x40"
Wall: Waves Malibù brick 3"x8"
Wash basins: Chestnut Stave 1.18"x40"



Floor: Birch 8"x40"



Floor: Birch 8"x40"

Wash basins: Chestnut Stave 1.18"x40"

BIRCH



PINE

— MODERN & WARM DESIGN

Floor: Pine Chevron 8"x40"
Wall: Pine Stave 1.18"x40"
Desk: Shapes of Italy Iulia 48"x109"




Wall: Pine Stave
1.18"x40"
Desk: Pine
8"x40"



Floor: Pine Chevron 8"x40"

PINE

RANGE







BIRCH

V2 Rectified, squared, one caliber.



8"x40"



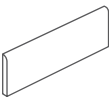
8"x40" CHEVRON

DECORS



1.18"x40"
stave on 8"x40"
sheet

TRIMS



2.5"x20" Bullnose
Available upon request



MAPLE

V2 Rectified, squared, one caliber.




8"x40"



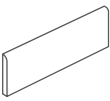
8"x40" CHEVRON

DECORS



1.18"x40"
stave on 8"x40"
sheet

TRIMS



2.5"x20" Bullnose
Available upon request



PINE

V2 Rectified, squared, one caliber.



8"x40"



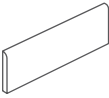
8"x40" CHEVRON

DECORS



1.18"x40"
stave on 8"x40"
sheet

TRIMS



2.5"x20" Bullnose
Available upon request



CHESTNUT

V2 Rectified, squared, one caliber.



8"x40"



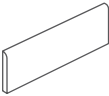
8"x40" CHEVRON

DECORS



1.18"x40"
stave on 8"x40"
sheet

TRIMS



2.5"x20" Bullnose
Available upon request

DECORS

BIRCH



1.18"x40"
stave on 8"x40"
sheet

MAPLE



1.18"x40"
stave on 8"x40"
sheet

PINE



1.18"x40"
stave on 8"x40"
sheet

CHESTNUT



1.18"x40"
stave on 8"x40"
sheet



RANGE

8"x 40"	8"x 40"
9 mm	9 mm
Birch	
Maple	
Pine	
Chestnut	

Rectified, squared, one caliber.

Bullnose	
2.5"x 20"	
Birch	
Maple	
Pine	
Chestnut	

V2		Slight Variation. Clearly distinguishable texture and/or pattern within similar colors.
----	--	--

Available in all colors

1.18"x40"
stave on 8"x40"
sheet

PACKAGING

Size Box

InchesPcsSurface (sqf)Surface (sqm)Weigth (lbs)						Pallet					
						Weigth (kg)	Boxes	Surface (sqf)	Surface (sqm)	Weigth (lbs)	Weigth (kg)
8"x 40"		6	12.9	1.20	~56.88	~25.8	36	465	43.	~2047.	~928.8
8"x 40" Chevron		6	2	0.96	~43.39	~19.6	30	310	2	6	~590.4
1.18"x	40"	6 sheets	10.3	1.20	~56.88	8	30	387.6	28.	~1301.	~774
Stave		3				~25.8			8 36	6	
		12.9								~1706.	
		2								4	

We recommend you a 2/3 mm grout joint to simplify the laying and optimize the naturalness of the final result.
In order to favour the ordinary maintenance procedures, it is recommended to carry out an acid wash of the surface after 48 hours from grout filling using an acid agent specific for porcelain stoneware tiles.
Minimum grout joint recommended for Chevron in herringbones pattern installation is 4mm. No claim will be accepted for installations that fail to comply with such recommendation.

No claims for visible defects of the material will be accepted after installation or attempted installation.

manufacturer reserves the right to change the products presented in this catalogue at any time. Tones

of samples are indicative

V0		Very Uniform appearance. Pieces of the same shade value are very uniform and smooth in texture. They can be measured for small color differences and are in compliance with the color uniformity requirements of tables 6-10 (ANSI A137.1-2012)
----	--	--

V1		Uniform Appearance. Differences among pieces from the same production run are minimal.
----	--	---

V2		Slight Variation. Clearly distinguishable texture and/or pattern within similar colors.
----	--	--

V3		Moderate Variation. While the colors and/or textures present on a single piece of tile will be indicative of the colors and/or texture to be expected on the other tiles, the amount of colors and/or texture on each piece may vary significantly. It is recommended that the range be viewed before selection.
----	--	---

V4		Substantial Variation. Random color and/or texture differences from tile to tile, so that one tile may have totally different colors and/or textures from that on other tiles. Thus, the final installation will be unique. It is recommended that the range be viewed before selection.
----	--	--

SUSTAINABLE MIND

MAXIMUM CONCERN FOR THE ENVIRONMENT

FROM OUR PLANT....

brand new production facilities



WE
CARE

The in the USA are built in compliance with the most stringent standards in term of environmental protection, safety of workers and reduction of energy consumption.



YOU
CARE

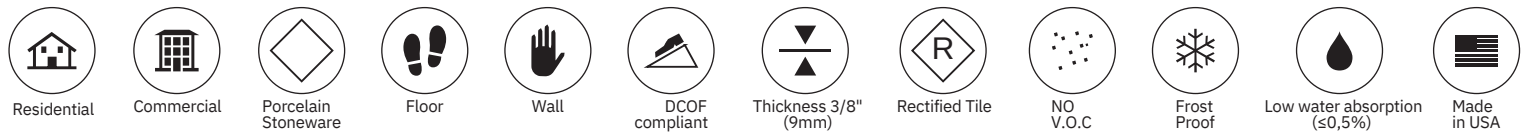
TO YOUR PROJECT.

By choosing this product, the end user will be sure to purchase **durable, safe and green floor and wall tiles**: being extremely durable, they do not call for any chemical treatment, varnish or special detergent. They do not release dust or other substances, even when subject to high pedestrian traffic.

TILE PERFORMANCE DATA

COLOR-BODY PORCELAIN TILES - RECTIFIED

Classification in accordance with ANSI A137.1 (P1 class).



TECHNICAL FEATURE	METHOD	VALUE REQUIRED ANSI A 137.1	FACINGS AVERAGE VALUE
Facial dimension	ASTM C-499	± 0.25% or ± 0.03 in	In accordance to ANSI A 137.1
Wedging	ASTM C-502	± 0.25% or ± 0.03 in	
Warpage diagonal	ASTM C-485	± 0.4% or ± 0.07 in	
Warpage edge	ASTM C-485	± 0.4% or ± 0.05 in	
Thickness	ASTM C-499	RANGE: 0.040 inch max (1 mm)	In accordance to ANSI A 137.1
Water absorption	ASTM C-373	≤ 0.5%	Passed "impervious tiles" Class P1
Breaking strength	ASTM C-648	≥ 250 lbs (≥1113 N)	≥400 lbs
Freeze thaw	ASTM C-1026	No damages	In accordance
Chemical resistance	ASTM C-650	As reported	Unaffected
MOHS hardness			6
Dynamic Coefficient of Friction	ANSI A 326.3	Declare	WET DOCF ≥0.42
		Classified	Interior Wet

Average values referred to the last two years of production and related to the matte finish of the product.

Values relate to the matte finish of the product and to tests carried out by certified external laboratories, whose results are available upon request. Be sure to use the same caliber tiles. Color reproductions may vary from actual products.

* Due to the intrinsic nature of porcelain stoneware tiles, please note that the coefficient of friction may vary from one production lot to another.

These products can become slippery when wet.

We recommend to always keep the surface dry.

ACTUAL SIZES FOR RECTIFIED MATERIAL - 3/8" THICKNESS (9mm)

NOMINAL SIZE INCHES	MM	ACTUAL SIZE INCHES	MM
24"x48"	610x1220	23 ^{15/32} "x47 ^{3/64} "	596x119
24"x24"	610x610	23 ^{15/32} "x23 ^{15/32} "	5
12"x24"	305x610	11 ^{1/8} "x23 ^{15/32} "	596x596
6"x24"	152x610	5 ^{45/64} "x23 ^{15/32} "	297x596
8"x40"	203x1016	7 ^{23/32} "x39 ^{11/64} "	145x596
			196x995

ACTUAL SIZES FOR RECTIFIED MATERIAL - 3/4" THICKNESS (20mm)

NOMINAL SIZE INCHES	MM	ACTUAL SIZE INCHES	MM
24"x24"	610x610	23 ^{35/64} "x23 ^{35/64} "	598x598

ACTUAL SIZES FOR NON-RECTIFIED MATERIAL - 3/8" THICKNESS (9mm)

NOMINAL SIZE			ACTUAL SIZE		
INCHES		MM	INCHES		MM
12"x24"	305x610	1113/16"x2347/64"	8"x40"	203x1016	300x603
77/8"x393/8"					200x1000

*For more detailed information about the different actual sizes for non-rectified material, please contact manufacturer

NATURE

— THE NATIVE SOUL OF WOOD

— EST 1967 —

FACINGS

—
OF AMERICA