

EVERMORE



EST 1967

FACINGS

OF AMERICA

Evermore

3" x 12"


4 pcs. = 1 sq.ft. / 52 pcs. = 13 sq.ft. per box



EV-1
London




EV-2
Knights Armour



EV-3
Celestial Sky



EV-4
Chai



EV-5
Spring

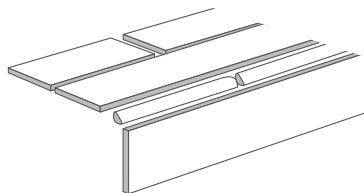


EV-6
Forest

Available Trims



Jolly Piece 9/16" x 6"



Note Wide shade variation inherent in this series.
Recommended grout joint 3/16" or greater.

Please note the Jolly pieces are coordinating trim that are fired at different times than the field tile.
In this regard, there can be wide shade variations between the field and trim pieces.



EVERMORE 3"x12"

Trends come and go like the tide. While the rest are washed away, only the best remain steadfast and true, shaping the cultural aesthetic for generations. Make your story one for the ages with Evermore, your choice for style and strength everlasting.

Coordinating Trim: Jolly Piece 9/16" x 6" Bead

Please note the Jolly pieces are coordinating trims that are fired at different times than the field tile. In this regard, there can be wide shade variations between the field and trim pieces.



RECOMMENDED AREAS OF USE

With regard to the durability of the bisque and glaze, this material is suitable for:

- All countertop applications - residential and commercial
- Fireplace surround, hearth and firebox
- Light commercial flooring applications and residential flooring applications
- All exterior wall applications - residential and commercial including building facades, swimming pools, fountains, outdoor kitchens and regions that experience extreme weather conditions subject to the method of installation

INSTALLATION METHOD

- Please refer to the TCNA handbook for installation method: <http://www.tcnatile.com/>
- Always inspect material prior to installation, for color, shade, size, mounting and any other deciding factors as installed material cannot be accepted for return or credit. Use signifies acceptance.
- Recommended Grout Joint: Minimum 3/16"
- Material can be cleaned with any mild nonabrasive household cleaning product due to the chemical resistant nature of the glaze.

TECHNICAL DATA

- Japanese Porcelain - fired at approx. 2300° Fahrenheit
- Chemical Resistant
- Frost Proof - *subject to method of installation*
- VOC Free
- Water absorbency
 - Bisque less than 1%
 - Glazed surface 0%
- TCNA - MOH's Scale Rating 7
- TCNA- DCOF - Does not meet a 0.42 rating
- Loose pieces: 4 pieces= 1 sq. ft. / 52 pieces= 13 sq. ft. per box
- Weight: 3.15 lbs. per 4 pieces/ 49.15 lbs. per box
- Thickness: 5/16"
- Pre-consumer recycled content - 52%

Variations of shade are inherent characteristics of all kiln fired products. To ensure satisfaction, please visually inspect all merchandise prior to installation, as use signifies acceptance.

We will endeavor to resolve any issues that may arise with material purchased prior to installation.