

# CASERTA




# Caserta

2-1/2" x 4"

1 sheet = 0.85 sq.ft. / 17 sq.ft. per box




CAS-1  
Ivory




CAS-1F  
Ivory




CAS-2  
Shadow



CAS-2F  
Shadow



CAS-3  
Forest



CAS-3F  
Forest

**Note** Wide shade variation inherent in this series.

Please note that mesh mounted product sheets should NEVER be placed directly on the wet saw for cutting. If cuts are required, pieces should be removed from the mesh and cut individually to avoid the glue releasing from the mesh, prior to completion of installation. The sheets should also NOT be exposed to moisture prior to installation.




# FACINGS

OF AMERICA

## CASERTA

2 ½" X 4" FIELD &amp; PATTERN



Popular for their versatility, Caserta is a timeless choice for effortless coordination with any space or style. Available in a beautifully embossed floral and ivy pattern tile and an undulating field tile for endless design possibilities.

### RECOMMENDED AREAS OF USE

With regard to the durability of the bisque and glaze, this material is suitable for:

- All countertop applications - residential and commercial
- Fireplace surround, hearth and firebox
- Light commercial flooring applications and all commercial flooring applications
- All interior wall applications - residential and commercial
- All exterior wall applications - residential and commercial including building facades, swimming pools, fountains, outdoor kitchens and regions that experience extreme weather conditions, subject to the method of installation

### INSTALLATION METHOD

- Please refer to the TCNA handbook for installation method: <http://www.tcnatile.com/>
- Always inspect material prior to installation, for color, shade, size, mounting and any other deciding factors as installed material cannot be accepted for return or credit. Use signifies acceptance.
- Please note that mesh mounted goods should never be placed directly on the wet saw for cutting. If cuts are required, pieces should be removed from the mesh and cut individually to avoid the glue releasing from the mesh.
- Material can be cleaned with any mild nonabrasive household cleaning product due to the chemical resistant nature of the glaze.

### TECHNICAL DATA

- Japanese Porcelain – fired at approx. 2300° Fahrenheit
- Chemical Resistant
- VOC Free
- Frost Proof – *subject to method of installation*
- Water absorbency
  - Bisque less than 1%
  - Glazed surface 0%
- TCNA – MOH's Scale Rating 7
- TCNA – DCOF Average Rating: Does not meet 0.42
- Thickness: 1/4"
- Pre-consumer recycled content – 66.6%

#### Field:

- Mesh mounted: 1 sheet = 0.85 sq. ft. / 17 sq. ft. per box
- Sheet size: nominal 10.5" x 11.5"
- Weight: 2.4 lbs. per sheet / 49 lbs. per box

#### Pattern:

- Mesh mounted: 1 sheet = 0.85 sq. ft. / 17 sq. ft. per box
- Sheet size: nominal 10.5" x 11.5"
- Weight: 2.3 lbs. per sheet / 47 lbs. per box

Variations of shade are inherent characteristics of all kiln fired products. To ensure satisfaction, please visually inspect all merchandise prior to installation, as use signifies acceptance.

We will endeavor to resolve any issues that may arise with material purchased prior to installation.