

BNA
SELECTION

EST 1967

FACINGS

OF AMERICA



3/4" x 3/4" GLASS MOSAIC

*SMALTO 20
LE GEMME 20
GLOSS
VETRICOLOR 20
BLENDS*

COLORS and BLENDS available in stock

SMALTO 20 3/4" x 3/4"




SM 77 Fillgel plus 2201 nero ebano



SM 02 Fillgel plus 7704 grigio azzurro



SM 42 Fillgel plus 1101 bianco alabastro



SM 01 Fillgel plus 1101 bianco alabastro

Order unit: 11.14 SF - Paper face mounted - Fillgel plus: colored grout



SSMM 7072



GM 20.77 Fillgel plus 2201 nero ebano



GM 20.97 Fillgel plus 4407 marrone avana



GM 20.37 Fillgel plus 7704 grigio azzurro



GM 20.59 Fillgel plus 7702 blu cobalto




GM 20.57 Fillgel plus 1104 neutro base



GM 20.49 Fillgel plus 8801 verde turchese

Order unit: 11.14 SF - Paper face mounted - Fillgel plus : colored grout



GM 20.97

GLOSS 3/4" x 3/4"



GL 13

Fillgel plus 2201 nero ebano



GL 01


Fillgel plus 1101 bianco alabastro

Order unit: 11.14 SF - Paper face mounted - **Fillgel plus** - colored grout



GL 01

VETRICOLOR 20 3/4" x 3/4"




VTC 20.70

Fillgel plus 2201 nero ebano



VTC 20.55

Fillgel plus 1101 bianco alabastro



VTC 20.09

Fillgel plus 1101 bianco alabastro



VTC 20.10

Fillgel plus 1101 bianco alabastro

Order unit: 11.14 SF - Paper face mounted - Fillgel plus: colored grout



VTC 20.70



GHIACCIO Fillgel plus 1101 bianco alabastro

VTC 20.09 - VTC 20.10



GHIACCIO PLUS Fillgel plus 1101 bianco alabastro

SM 01 - VTC 20.10



ELISABETTA Fillgel plus 1101 bianco alabastro

GL 01 - SM 01 - SM 37



GRACE Fillgel plus 1101 bianco alabastro

GL 01 - SM 01



NUVOLE Fillgel plus 1101 bianco alabastro


VTC 20.32 - VTC 20.37 - VTC 20.55




BUDAPEST Fillgel plus 1101 bianco alabastro

GM 20.37 - VTC 20.33 - VTC 20.32 - VTC 20.55

Order unit: 11.14 SF - Paper face mounted - Fillgel plus - colored grout



NUVOLE



MISCELE 20 3/4" x 3/4"



GLORIA Fillgel plus 7704 grigio azzurro

GM 20.37 - SM 24 - GM 20.32



STEFANIA Fillgel plus 3305 grigio piombo

SM 35 - SM 36 - GM 20.86



ISIDE Fillgel plus 2201 nero ebano

GL 13 - GM 20.77 - SM 77



RACHELE Fillgel plus 2201 nero ebano

SM 36 - SM 77

Order unit: 11.14 SF - Paper face mounted - Fillgel plus - colored grout



ISIDE



MISCELE 20 3/4" x 3/4"



MARILYN

Fillgel plus 1104 neutro base


GL 10-SM 15 - SM 14



MADAGASCAR

Fillgel plus 4407 marrone avana

GM 20.51 - GM 20.74 - SM 74



L'ELBA

Fillgel plus 1104 neutro base

GM 20.55 - GM 20.80

Order unit: 11.14 SF - Paper face mounted - Fillgel plus : colored grout



MARILYN





EMANUELA Fillgel plus 7704 grigio azzurro

GL 07 - SM 21 - SM 37



AUDREY Fillgel plus 7704 grigio azzurro

GL 07 - GM 20.87



SOPHIA Fillgel plus 7704 grigio azzurro

GL 08 - SM 04 - GM 20.50



PALMA Fillgel plus 7704 grigio azzurro

VTC 20.24 - SM 04



SYDNEY Fillgel plus 7702 blu cobalto

GM 20.59 - SM 06 - VTC 20.59 - VTC 20.64

Order unit: 11.14 SF - Paper face mounted - Fillgel plus - colored grout



SOPHIA



AUDREY



SYDNEY

1" x 1" GLASS MOSAIC

*OPERA 25
OPERA 25 MATT*

COLORS available in stock

OPERA 25 1" X 1"



OP 25.04
Fillgel plus 3305



OP 25.34
Fillgel plus 7704



OP 25.03
Fillgel plus 7704



OP 25.02
Fillgel plus 7702




OP 25.12
Fillgel plus 7702



OP 25.01
Fillgel plus 7704



OP 25.06
Fillgel plus 8801




OP 25.13
Fillgel plus 8801



OP 25.38
Fillgel plus 7704

Order unit: 16.14 SF - Paper face mounted - **Fillgel plus** - colored grout



OP 25.02

OPERA 25 1" x 1"



OP 25.35
Fillgel plus 7704



OP 25.36
Fillgel plus 7704



OP 25.10
Fillgel plus 1101



OP 25.08
Fillgel plus 7702



OP 25.05
Fillgel plus 1101



OP 25.07
Fillgel plus 7704

OPERA 25 MATT 1" x 1"



OP 25.34 MATT
Fillgel plus 7704



OP 25.03 MATT
Fillgel plus 7704




OP 25.10 MATT
Fillgel plus 1101

Order unit: 16.14 SF - Paper face mounted - Fillgel plus - colored grout



OP 25.35



TECHNICAL SECTION

WEIGHT AND DIMENSIONS

	VETRICOLOR 20 LE GEMME 20 SMALTO 20 GLOSS	OPERA 25 OPERA 25 MATT
size	3/4" x 3/4"	1" x 1"
thickness	5/32"	1/4"
sheet size	12-11/16" x 12-11/16"	12-1/2" x 12-1/2"
tesserae per sheet	225	144
joint	~1/16"	~1/16"
weight	1.43 LB/SF	2.04 LB/SF
sheets per carton	10	15
quantity per carton	11.14 SF	16.14 SF

TEST DATA

	<i>ESTABLISHED LIMITS</i>	VETRICOLORLE GEMME SMALTO	GLOSS	OPERA 25	OPERA 25 MATT	
ISO 10545 - 9 <i>resistance to thermal shock</i>	15°C - 145°C	resistant	resistant	resistant	-	
ISO 10545 - 13 <i>resistance to chemical attack</i>	-	resistant	resistant	resistant	resistant	
ISO 10545 - 12 <i>frost resistance</i>	-	resistant	resistant	resistant	resistant	
ISO 10545 - 14 <i>stains resistance</i>	-	resistant	-	-	-	
ISO 10545 - 3 <i>water absorption</i>	E ≤ 0,5 %	< 0,5	< 0,5	< 0,5	< 0,5	
DIN 51097 <i>antislip value</i>	A (12°-18°) B (18°-24°) C (+24°)	A+B	A+B	-	-	A+B+C
DIN 51130 <i>antislip value</i>	R9 - R13	R9	R9	-	-	R11
BS 7976 <i>antislip value</i>	>36 (low)	-	-	-	-	47-45 (wet)
ANSI A 137.2 - 2012 <i>resistance to thermal shock</i>	15°C - 71°C	resistant	resistant	resistant	resistant	resistant

SPECIFICATION DATA

3/4" x 3/4" GLASS MOSAIC: VETRICOLOR 20 - LE GEMME 20 - SMALTO 20 - BLENDS

Glass mosaic, or glass and Avventurina mosaic, or glass and enamel mosaic, of square and bevelled tesserae, facial dimensions 3/4" x 3/4", with a thickness of 5/32". It is paper face mounted, with a joint of ~1/16". Overall sheet dimensions 12-11/16" x 12-11/16".

3/4" x 3/4" GLASS MOSAIC: GLOSS

Glass mosaic of square and bevelled tesserae with iridescent surface; facial dimensions 3/4" x 3/4", with a thickness of 4 mm (5/32"). It is paper face mounted, with a joint of ~1/16". Overall sheet dimensions 12-11/16" x 12-11/16".

1" x 1" GLASS MOSAIC: OPERA 25 - OPERA 25 MATT

Glass mosaic of square tesserae, facial dimensions 1" x 1", with a thickness of +/- 1/4". It is paper face mounted with a joint of 1/16". Overall sheet dimensions 12-1/2" x 12-1/2".

Suggested grout: FILLGELPLUS UVR

Special colored epoxy grout UV resistant for glass mosaic, washable with water



		
1101 Bianco Alabastro	1104 Neutro Base	4407 Marrone Avana
		
7704 Grigio Azzurro	3305 Grigio Piombo	
		
8801 Verde Turchese	7702 Blu Cobalto	2201 Nero Ebano

WARNING

For a correct application, the support must have a perfectly smooth, even and white surface, and must be mature, dry, sound and stable. Before the application, all materials should be stored in a dry place, sheltered from rain and humidity. For information on use with fiberglass or steel swimming pools, contact your FOA design consultant.. Always follow the instructions reported in the technical sheets.

Fillgel plus 1101 bianco alabastro and 1104 neutro base are not suitable for pools or external applications. In case of use of transparent or semi-transparent mosaic (VTC 20.09 and Opera 25 series) in pools or high humidity areas (showers, steam rooms, etc.) we recommend vendor Epoxy Installation kit (eGlue + Fillgel Plus UVR) or similar epoxy products.

MAINTENANCE AND CLEANING OF GLASS MOSAIC SURFACES: Glass mosaic surfaces (except those containing hydrofluoric acid or phosphoric acid), being careful to rinse thoroughly with water. Alkaline detergents should be used carefully and rapidly rinsed out with water. Any cleaning product should not be used on heated or directly exposed to sunrays surfaces. Avoid using abrasive tools and high pressure jets of water.